

MINUTES OF BOARD OF DIRECTORS MEETING  
DECEMBER 19, 2023

THE STATE OF TEXAS  
COUNTY OF HARRIS  
HARRIS COUNTY MUNICIPAL UTILITY DISTRICT NO. 109

§  
§  
§

The Board of Directors (the “*Board*”) of Harris County Municipal Utility District No. 109 (the “*District*”) met in regular session, open to the public, at the Atascocita Waste Water Treatment Plant, 5003 Atascocita Road, Humble, Texas 77346, on December 19, 2023, at 5:30 p.m.; whereupon the roll was called of the Board, to-wit:

Owen H. Parker, President  
Chris Green, Vice President  
Cheryl Moore, Secretary  
Robin Sulpizio, Assistant Secretary  
Nancy A. Frank, Assistant Secretary

All members of the Board were present, except Directors Sulpizio and Frank, thus constituting a quorum. Also attending all or parts of the meeting were Sergeant Steve Romero of Harris County Precinct 4 Constable’s Office; Mr. Chris Davy of Ad Valorem Appraisals, tax assessor and collector for the District; Mr. Cory Burton of Municipal Accounts & Consulting, LP (“MAC”), bookkeeper for the District; Mr. Bill Kotlan of BGE, Inc. (“BGE”), engineers for the District; Mr. Clint Gehrke of Water Waste Water Management Services, Inc. (“WWWMS”), operator for the District; and Mr. Dimitri Millas, Ms. Leslie Bacon and Ms. Jane Maher of Norton Rose Fulbright US LLP (“NRF”), attorneys for the District.

**Call to Order.** President Parker called the meeting to order in accordance with notice posted pursuant to law, copies of certificates of posting of which are attached hereto as *Exhibit A*, and the following business was transacted:

1. **Public Comments.** There were no public comments.
2. **Minutes.** The Board considered the proposed minutes of meeting held on November 21, 2023, previously distributed to the Board. Upon motion by Director Moore, seconded by Director Green, after full discussion and the question being put to the Board, the Board voted unanimously to approve the minutes of the meeting held on November 21, 2023, as presented.
3. **Security Report.** President Parker recognized Sergeant Romero, who reviewed the Security Report for the month of November 2023, a copy of which is attached hereto as *Exhibit B*.
4. **Review Operations Report, authorize repairs, and approve termination of delinquent accounts in accordance with the District’s Rate Order.** President Parker recognized Mr. Gehrke, who presented the Operations Report dated December 19, 2023 and a list of delinquent accounts, copies of which are attached hereto as *Exhibit C*. Mr. Gehrke reported that 92.20% of the water pumped was billed for the period November 1, 2023 through November 30, 2023. Discussion ensued regarding the holidays and the service cut-off date.

Upon motion by Director Moore, seconded by Director Green, after full discussion and the question being put to the Board, the Board voted unanimously to approve the Operations Report and to approve termination of the delinquent accounts in accordance with the terms of the District's Rate Order and to delay the service cut-off date until January 4, 2024.

5. **Tax Collector's Report and authorize payment of certain bills.** President Parker recognized Mr. Davy, who presented to and reviewed with the Board the Tax Assessor and Collector's Report for the month of November 2023, a copy of which is attached hereto as *Exhibit D*.

Upon motion by Director Moore, seconded by Director Green, after full discussion and the question being put to the Board, the Board voted unanimously to approve the Tax Assessor and Collector's Report and to authorize payment of checks therein, from the Tax Account to the persons, in the amounts, and for the purposes listed therein.

6. **Review Bookkeeper's Report, and authorize payment of certain bills, and approve quarterly investment report.** President Parker recognized Mr. Burton, who presented to and reviewed with the Board the Bookkeeper's Report, a copy of which is attached hereto as *Exhibit E*.

Upon motion by Director Green, seconded by Director Moore, after full discussion and the question being put to the Board, the Board voted unanimously to approve the Bookkeeper's Report and to authorize payment of the checks in the amounts, to the persons, and for the purposes listed therein, to adopt the Bookkeeper's Report as presented.

7. **Engineer's Report.** President Parker recognized Mr. Kotlan, who presented to and reviewed with the Board the Engineer's Report, a copy of which is attached hereto as *Exhibit F*.

Mr. Kotlan reported on the utility relocations related to the FM 1960 widening and stated that there is no update this month.

Mr. Kotlan reported on the Water Plant No. 2 Expansion, and stated that BGE conducted a warranty inspection on December 14, 2023.

Mr. Kotlan reported on the Barents Drive Lift Station. He stated that the contracts were prepared this month and that a preconstruction meeting is being planned for January.

Mr. Kotlan reported on the Wastewater Treatment Plant and stated that the construction at the treatment plant is ongoing.

Mr. Kotlan reported on the Lead and Copper Rule. He stated that the deadline for Phase 1 is October 16, 2024.

Mr. Kotlan reported on the Emergency Preparedness Plan ("EPP"). He stated that the EPP has been submitted to the TCEQ.

Mr. Kotlan reported on the Woodland Hills Tract. He stated that the District is working on a development agreement with the developer.

Mr. Kotlan reported on the Madden Tract and stated that there is no change this month.

Upon motion by Director Green, seconded by Director Moore, after full discussion and the question being put to the Board, the Board voted unanimously to accept the Engineer's Report.

**8. Matters pertaining to 2024 Directors election, including Resolution Authorizing Publication of Notice of Intent Not to Use an Electronic Voting Machine.** President Parker recognized Mr. Millas, who reviewed the Resolution Authorizing Publication of Notice of Intent Not to Use an Electronic Voting System for the 2024 Directors Election (the "Resolution"), a copy of which is attached hereto as *Exhibit G*. He reported that should Harris County not offer joint election services, the District is permitted to hold a directors election without use of an electronic voting machine. He stated that the notice of exemption from use of an electronic voting system must be published in a newspaper in general circulation in the District to comply with the statute.

Upon motion by Director Moore, seconded by Director Green, after full discussion and the question being put to the Board, the Board voted unanimously to approve the Resolution.

**9. Discuss emergency text message notification system.** It was the consensus of the Board to defer this item until January.

THERE BEING NO FURTHER BUSINESS TO COME BEFORE THE BOARD, the meeting was adjourned.

\* \* \*

The above and foregoing minutes were passed and approved by the Board of Directors on January 16, 2024.



\_\_\_\_\_  
President, Board of Directors

ATTEST:



\_\_\_\_\_  
Secretary, Board of Directors

(DISTRICT SEAL)

## HARRIS COUNTY MUNICIPAL UTILITY DISTRICT NO. 109

### NOTICE

In accordance with chapter 551, Texas Government Code and Section 49.063, Texas Water Code, both as amended, take notice that the Board of Directors of Harris County Municipal Utility District No. 109 will meet in regular session, open to the public, at **Atascocita Waste Water Treatment Plant, 5003 Atascocita Road, Humble, Texas 77346**, at **5:30 p.m. on Tuesday, December 19, 2023**. At such meeting, the Board will consider and act on the following matters:

1. Public comments;
2. Approve minutes of the meeting held on November 21, 2023;
3. Report by Harris County Precinct Four Constable and take any necessary action;
4. Approve Operations Report, authorize repairs, approve termination of delinquent accounts in accordance with the District's Rate Order;
5. Review Tax Collector's Report and authorize payment of certain bills;
6. Review Bookkeeper's Report, and authorize payment of certain bills, and approve quarterly investment report;
7. Review Engineer's Report, including approval of pay estimates, authorization of change orders to pending construction contracts, proposal for construction materials testing, annexation matters, capital improvement plan, variance request and authorize capacity commitments;
8. Matters pertaining to 2024 Directors Election, including Resolution Authorizing Publication of Notice of Intent Not to Use an Electronic Voting Machine;
9. Discuss emergency text message notification system and take any necessary action; and such other matters as may properly come before the Board.



Norton Rose Fulbright US LLP  
Attorneys for District

Exhibit A

If, during the course of the meeting covered by this Notice, the Board should determine that a closed or executive session of the Board should be held or is required in relation to any agenda item included in this Notice, then such closed or executive meeting or session, as authorized by the Texas Open Meetings Act, will be held by the Board at the date, hour, and place given in this Notice concerning any and all subjects for any and all purposes permitted by Sections 551.071-551.084 of the Texas Government Code and the Texas Open Meetings Act, including, but not limited to, Section 551.071 - for the purpose of a private consultation with the Board's attorney on any or all subjects or matters authorized by law.

Persons with disabilities who plan to attend this meeting and would like to request auxiliary aids or services are requested to contact the District's paralegal at (713) 651-5589 at least three business days prior to the meeting so that appropriate arrangements can be made.

CERTIFICATE OF POSTING NOTICE  
OF MEETING OF BOARD OF DIRECTORS

THE STATE OF TEXAS §  
COUNTY OF HARRIS §  
HARRIS COUNTY MUNICIPAL UTILITY DISTRICT NO. 109 §

I hereby certify that on DEC. 14, 2023, I posted the Notice of Meeting of the Board of Directors of Harris County Municipal Utility District No. 109, a true copy of which is attached hereto, at a place convenient to the public in Plexiglas enclosed bulletin boards located on the grounds of the District's Water Plant No. 1 at 5722 Forest Timbers Drive, Water Plant No. 2 at 20322 Burle Oak, Lift Station No. 1 at 19419 Timber Forest Drive, and Lift Station No. 2 at 4630 Springlea, within said political subdivision, as required by law.

EXECUTED this 14<sup>TH</sup> day of December, 2023.



---

AVISO

De acuerdo con el capítulo 551 del Código de Gobierno de Texas y la Sección 49.063 del Código de Agua de Texas, ambos según enmendados, tomamos nota de que la Junta Directiva del Distrito Municipal de Servicios Públicos No. 109 del Condado de Harris se reunirá en sesión ordinaria, abierta al público, en Atascocita. Planta de Tratamiento de Aguas Residuales, 5003 Atascocita Road, Humble, Texas 77346, a las 5:30 p.m. el martes 19 de diciembre de 2023. En dicha reunión, la Junta considerará y actuará sobre los siguientes asuntos:

8. Resolución autorizando la publicación del Aviso de intención de no utilizar una máquina electrónica de votación

QUẬN TIỆN ÍCH THÀNH PHỐ HARRIS SỐ. 109

ĐỀ Ý

Theo chương 551, Bộ luật Chính phủ Texas và Mục 49.063, Bộ luật Nước Texas, cả hai đều đã được sửa đổi, lưu ý rằng Hội đồng Quản trị của Khu Tiện ích Thành phố Quận Harris số 109 sẽ họp phiên thường kỳ, mở cửa cho công chúng, tại Atascocita Nhà máy xử lý nước thải, 5003 Đường Atascocita, Humble, Texas 77346, lúc 5:30 chiều, vào Thứ Ba, ngày 19 tháng 12 năm 2023. Tại cuộc họp như vậy, Hội đồng quản trị sẽ xem xét và hành động về các vấn đề sau:

8. Nghị quyết Ủy quyền Công bố Thông báo Ý định Không Sử dụng Máy Bỏ phiếu điện tử

哈里斯县市政公用事业区编号109

注意

根据经修订的《德克萨斯州政府法典》第 551 章和《德克萨斯州水法典》第 49.063 节，请注意，哈里斯县市政公用事业区第 109 号董事会将在 Atascocita 举行向公众开放的例会。废水处理厂，地址：5003 Atascocita Road, Humble, Texas 77346，下午 5:30 于 2023 年 12 月 19 日星期二举行。在该会议上，董事会将审议以下事项并采取行动：

8. 授權出版不使用電子投票機的意向通知書

If, during the course of the meeting covered by this Notice, the Board should determine that a closed or executive session of the Board should be held or is required in relation to any agenda item included in this Notice, then such closed or executive meeting or session, as authorized by the Texas Open Meetings Act, will be held by the Board at the date, hour, and place given in this Notice concerning any and all subjects for any and all purposes permitted by Sections 551.071-551.084 of the Texas Government Code and the Texas Open Meetings Act, including, but not limited to, Section 551.071 - for the purpose of a private consultation with the Board's attorney on any or all subjects or matters authorized by law.

**Jane Maher**

---

**From:** Russell Lambert <russ@texasnetwork.com>  
**Sent:** Thursday, December 14, 2023 11:42 AM  
**To:** Jane Maher  
**Cc:** The Texas Network; Solana Morton  
**Subject:** RE: 109 & AJOB December Postings

## **CERTIFICATE OF POSTING OF NOTICE OF PUBLIC MEETING**

THE STATE OF TEXAS       §  
  §  
COUNTY OF HARRIS       §

I hereby certify that on the date listed in this email above, that I have posted the notice of public meeting on the website at the following location:  
<https://www.waterdistrict109.com/meetings/index.html>

Russell Lambert  
[russ@texasnetwork.com](mailto:russ@texasnetwork.com)

---

**From:** Jane Maher <jane.maher@nortonrosefulbright.com>  
**Sent:** Wednesday, December 13, 2023 3:45 PM  
**To:** Russell Lambert <russ@texasnetwork.com>  
**Cc:** The Texas Network <support@texasnetwork.com>; Solana Morton <solana.morton@nortonrosefulbright.com>  
**Subject:** 109 & AJOB December Postings

Hi Russ,

Please post the attached agendas to 109's website and return the COPs at your earliest convenience.

Thanks,

**Jane Maher** | Senior Paralegal  
Norton Rose Fulbright US LLP  
1301 McKinney, Suite 5100, Houston, Texas 77010-3095, United States  
Tel +1 713 651 5589 | Fax +1 713 651 5246  
[jane.maher@nortonrosefulbright.com](mailto:jane.maher@nortonrosefulbright.com)



## **NORTON ROSE FULBRIGHT**

*Law around the world*

[nortonrosefulbright.com](http://nortonrosefulbright.com)

**CONFIDENTIALITY NOTICE:** This email, including any attachments, is confidential and may be privileged. If you are not the intended recipient please notify the sender immediately, and please delete it; you should not copy it or use it for any purpose or disclose its contents to any other person. Norton Rose Fulbright entities reserve the right to monitor all email communications through their networks.

Norton Rose Fulbright Australia, Norton Rose Fulbright LLP, Norton Rose Fulbright Canada LLP, Norton Rose Fulbright South Africa Inc and Norton Rose Fulbright US LLP are separate legal entities and all of them are members of Norton Rose Fulbright Verein, a Swiss verein. Norton Rose Fulbright Verein helps coordinate the activities of the members but does not itself provide legal services to clients. Details of each entity, with certain regulatory information, are available at [nortonrosefulbright.com](http://nortonrosefulbright.com).



# HARRIS COUNTY CONSTABLE, PRECINCT 4

## CONSTABLE MARK HERMAN

*"Proudly Serving the Citizens of Precinct 4"*

6831 Cypresswood Drive ★ Spring, Texas 77379 ★ (281) 376-3472 ★ www.ConstablePct4.com

Monthly Contract Stats

### HARRIS CO MUNICIPAL UTILITY DIST #109

For November 2023

#### Categories

Burglary Habitation: 1	Burglary Vehicle: 0	Theft Habitation: 1
Theft Vehicle: 1	Theft Other: 0	Robbery: 0
Assault: 1	Sexual Assault: 0	Criminal Mischief: 2
Disturbance Family: 13	Disturbance Juvenile: 0	Disturbance Other: 2
Alarms: 11	Suspicious Vehicles: 8	Suspicious Persons: 13
Runaways: 1	Phone Harrassment: 1	Other Calls: 450

#### Detailed Statistics By Deputy

Unit Number	Contract Calls	District Calls	Reports Taken	Felony Arrests	Misd Arrests	Tickets Issued	Recovered Property	Charges Filed	Mileage Driven	Days Worked
H67	28	11	3	0	6	25	0	0	954	16
H68	41	26	24	1	0	14	0	2	685	18
H69	44	8	14	0	1	24	0	1	985	21
<b>TOTAL</b>	<b>113</b>	<b>45</b>	<b>41</b>	<b>1</b>	<b>7</b>	<b>63</b>	<b>0</b>	<b>3</b>	<b>2624</b>	<b>55</b>

#### Summary of Events

##### Alarms:

Deputies responded to 11 alarm calls that were cleared as false.

##### Checks:

Deputies conducted numerous combined park checks, neighborhood checks, MUD, and other miscellaneous checks.

##### Traffic Enforcement:

Deputies conducted numerous traffic stops and traffic initiatives throughout the contract during the month in the interest of public safety, and in an attempt to reduce the risk of motor vehicle accidents.

##### Burglary of Habitation:

18800 Artesian Way -Deputy was dispatched to a burglary of habitation. Investigation revealed unknown suspect made entry into the complainant's unlocked garaged, ate their food, and fled undetected.

#### Theft from Residence:

5400 Quail Tree Ln- Deputy was dispatched to a theft residence type of call. Investigation revealed unknown suspect stole items from inside residence that is an AirBnb home.

#### Stolen Vehicle:

4700 FM 1960 Rd E- Deputy was dispatched to a stolen vehicle type of call. Investigation revealed unknown suspect stole the complainant's vehicle and fled undetected.

#### Assault:

19300 Spoonwood Ct - Deputies were dispatched to an assault type call. An investigation revealed that an adult male was injured from the altercation as well as another elderly person. The offender was arrested and transported to jail.

#### Criminal Mischief:

00 Tahoe Shores Ct- Deputy was dispatched to a criminal mischief type of call. Investigation revealed unknown suspect damaged complainants mailbox.

5300 Fm 1960 Rd E- Deputy was dispatched to a criminal mischief type of call. Investigation revealed unknown suspect damaged property.

#### Family Disturbance:

20100 Misty Pines Dr- Deputy was dispatched to a family disturbance type of call. Investigation revealed family members engaged in a disturbance. No charges filed.

19800 Dawn Mist Dr- Deputy was dispatched to a family disturbance type of call. Investigation revealed family members engaged in a disturbance. No charges filed.

5500 Moosewood Ct- Deputy responded to a family disturbance. Investigation revealed family members had an altercation. No charges filed.

19700 Caroling Oaks Ct – Deputy responded to a family disturbance. Investigation revealed family members had an altercation. No charges filed.

19500 Shinwood Dr – Deputy responded to a family disturbance. Investigation revealed family members had an altercation. No charges filed.

5400 Dove Forest Ln- Deputy was dispatched to a family disturbance type of call. Investigation revealed family members engaged in a disturbance. Charges filed.

00 Kings Hill Ln- Deputy was dispatched to a family disturbance type of call. Investigation revealed family members engaged in a disturbance. No charges filed.

19800 Misty Pines Dr- Deputy was dispatched to a family disturbance. Investigation revealed defendant violated protective order and arrested.

5200 Enchanted Mist Dr – Deputy responded to a family disturbance. Investigation revealed family members had an altercation. No charges filed.

5300 Moonshadows Dr - Deputy responded to a family disturbance. Investigation revealed family members had an altercation. No charges filed.

5300 Moonshadows Dr - Deputy responded to a family disturbance. Investigation revealed family members had an altercation. No charges filed.

5300 Quail Tree Ln- Deputy was dispatched to a family disturbance type of call. Investigation revealed family members engaged in a disturbance. No charges filed.

00 Kings Hill Ln - Deputy was dispatched to a family disturbance type of call. Investigation revealed family members engaged in a disturbance. No charges filed.

#### Suspicious Vehicles:

Contract patrol deputies responded to 8 suspicious vehicles within the community. All these scenes were utilized to gather intelligence and were all cleared without incident after thorough investigations.

#### Suspicious Persons:

Contract Patrol deputies responded to 13 suspicious person calls within the community. All these scenes were utilized to gather intelligence and were all cleared without incident after thorough investigations.

#### Runaway:

20000 Faye Oaks Dr- Deputy was dispatched to a runaway. Investigation juvenile left residence without permission.

#### Telephone Harassment:

19600 Spoonwood Dr – Deputy responded to a telephone harassment. Investigation revealed the complainant had received threatening messages from an ex, but was unable to present any evidence. This case is pending further investigation.

#### Other:

20600 Pioneer Oak Ln- Deputy was dispatched to a mental health call. Investigation revealed consumer was transported to the hospital to get evaluated.

5300 FM 1960 Rd E- Deputy was dispatched to a disturbance other type of call. Investigation revealed suspect causing a disturbance was given a trespass warning,

18800 Artesian Way- Deputy was dispatched to a disturbance other type of call. Investigation revealed complainant had a dispute with services provided by a landscaper and had an altercation.

19800 Swiftbrook Dr- Deputy was dispatched to a mental health call. Investigation revealed consumer was transported to the hospital to get evaluated.

5700 Upper Lake Dr - Deputies responded to an unknown medical type call where EMS also responded. EMS determined the patient required medical attention and was later transported.

19500 Oak Timbers Dr - Deputies responded to a death investigation. The decedent passed away from natural causes and was released to a funeral home.

19400 Forest Timbers Ct - Deputies responded to a discharge of firearms type call. An investigation revealed that during a party at a residence, an unknown patron of the party had discharged a handgun into the air without the homeowners knowledge and left the location. Deputies were unable to identify the suspect and no damages were incurred.

5600 Fawn Trail Ln- Deputy was dispatched to a found property call. Investigation revealed complainant found illegal substance in the home and it was seized for destruction.

00 Kings Hill Ln- Deputy was dispatched to a child custody dispute. Investigation revealed parents had a disagreement about child custody.

20600 Pioneer Oak Ln- Deputy was dispatched to a child custody dispute. Investigation revealed parents had a disagreement about child custody.

5200 Treewood Dr- Deputy was dispatched to a suspicious vehicle type of call. Investigation revealed complainant wanted to report a suspicious vehicle driving by her house.

5000 Winding View Ln- Deputy was dispatched to an information type of call. Investigation revealed complainant was scammed by unknown property manager.

5200 Straight Arrow Dr – Deputy responded to a welfare check on a child. The child was found in good health and a report was completed to notify CPS.

5300 FM 1960 Rd E- Deputy was dispatched to a accident FSGI type of call. Investigation revealed unknown suspect caused damage to complainant's vehicle and fled scene.

5300 FM 1960 Rd E- Deputy was dispatched to a road rage type of call. Investigation revealed unknown suspect threw bottles at complainant's vehicle causing damage and fled scene.

**WWWMS, INC.**  
**HARRIS COUNTY MUD # 109**  
**OPERATIONS REPORT**  
**Tuesday, December 19, 2023**

**BILLING AND COLLECTION RECAP:**

**DEPOSITED IN YOUR ACCOUNT LAST MONTH:**

Period Ending:	Nov-23
Deposit:	\$ 4,125.00
Penalty:	\$ 5,439.62
Water:	\$ 61,028.76
Sewer:	\$ 52,432.80
Inspection:	\$ 801.00
Voluntary Fire & EMS:	\$ -
Misc:	\$ 6,105.92
NHCRWA:	\$ 90,253.50
Reconnect:	\$ -
NSF Fee:	\$ 420.00
<b>Total Collections:</b>	<b>\$ 220,606.60</b>

**CURRENT BILLING:**

Period Ending:	Dec-23
Deposit:	\$ -
Penalty:	\$ 4,551.04
Water:	\$ 43,211.66
Sewer:	\$ 53,480.77
Inspection:	\$ 801.00
Voluntary Fire & EMS:	\$ -
Misc:	\$ 3,470.00
NHCRWA:	\$ 77,642.01
<b>Total Billing:</b>	<b>\$ 183,156.48</b>

**CUSTOMER AGED RECEIVABLES:**

30 Day	26%	\$ 47,156.42
60 Day	9%	\$ 17,380.54
90 Day	2%	\$ 3,332.73
120 Day	3%	\$ 5,368.84
Overpayments		\$ (10,349.24)
<b>Total Receivables:</b>		<b>\$ 62,889.29</b>

**HGCSD PERIOD: 11/1/23 THRU 11/30/23**

**Period 6/1/23 thru 5/31/24**

**MONTHLY TOTAL**

Gallons Authorized:	450.000	MG
Current Month Produced:	23.548	MG
Cum. Gallons Produced:	206.731	MG
Auth. Gallons Remaining:	243.269	MG
Avg. Gallons Per Month:	34.455	MG
Permit Months Remaining:	6	

**WATER PLANT OPERATIONS:**

**Period: 11/1/2023 thru 11/30/2023**

**MONTHLY TOTAL**

Production:	22.747	MG
Amount Purchased:	0.000	MG
Total Amount:	22.747	MG
Consumption: (Billed)	20.173	MG
46 I/C	0.000	MG
Maint. / Leaks / Flushing	0.000	MG
Est. Amt. Sold to HC MUD 151	0.800	MG
Total:	20.973	MG
Daily Average Production:	0.758	MG
Percent Accounted For:	92.20%	

**NEW METER INSTALLATIONS:**

Residential:	0
Commercial:	0
<b>Total:</b>	<b>0</b>

**CONNECTION COUNT:**

Residential:	2988
Commercial:	111
Clubs/Schools:	1
Irrigation:	19
Vacant:	31
Builders:	23
Vacation:	0
No Bill:	6
	<hr/> 3179
New Finals and Transfers	-17
	<b>3162</b>

**ACCOUNTS SENT TO COLLECTIONS:**

Total of (0)

## HARRIS COUNTY MUD #109

### ACTIVITY REPORT

December 19, 2023

Item 1: Attached Reports are listed as follows:

- A.) Accounts turned over to collections (0).
- B.) Historical data on water production report.
- C.) NHCRWA Pumpage and Billing report for November 2023
- D.) Billing / Recap Summary Report

Item 2: Water Plant #2

- A.) Dewater Ground Storage for interior tank inspections. Inspection completed on 12-14-2023.

Item 3: Fire Hydrant Flushing / Inspection

- A.) Resume fire hydrant flushing at the end of January 2024.

Item 4: Cut off Report / Status on Arrears Account

- A.) Door hangers: 12/18/2023
- Due Date: 12/8/2023
- Cut offs: 12/21/2023

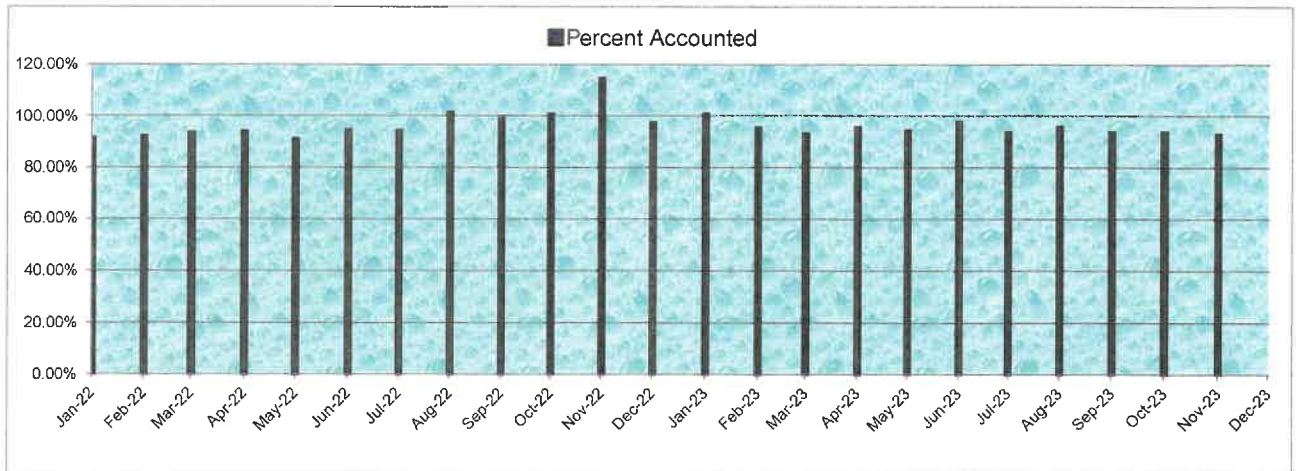
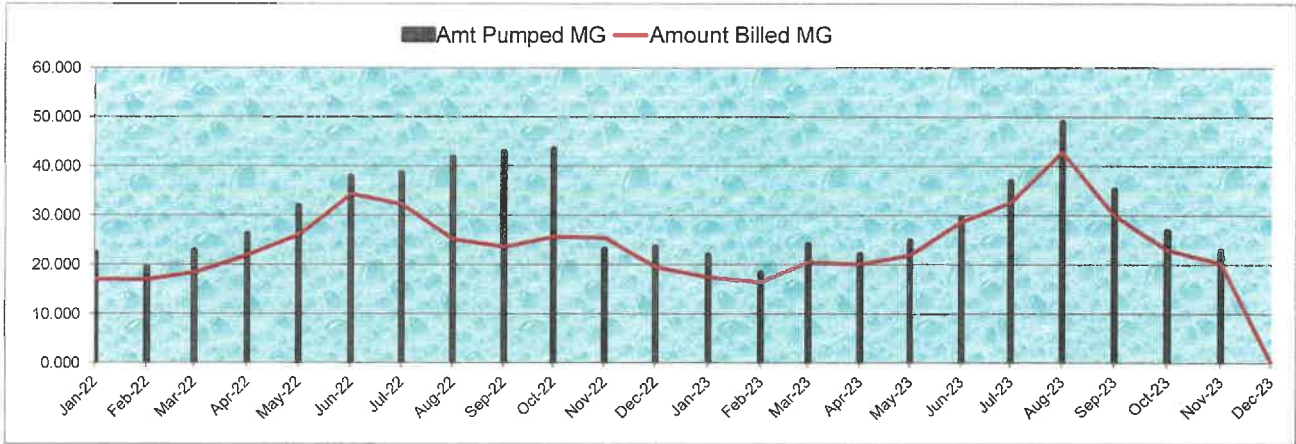


# HARRIS COUNTY MUD #109

## WATER PRODUCTION REPORT

December 19, 2023

Month /Year	Amt Pumped MG	Amt Billed MG	Maint. MG	Amt. Sold I/C	Amount HC 151	Total Amount	Percent Accounted
Jan-22	22.266	16.936	2.500	0.000	0.800	20.236	90.88%
Feb-22	19.401	16.923	0.000	0.000	0.800	17.723	91.35%
Mar-22	22.811	18.373	2.000	0.000	0.800	21.173	92.82%
Apr-22	26.228	21.959	1.700	0.000	0.800	24.459	93.26%
May-22	31.864	26.073	1.900	0.000	0.800	28.773	90.30%
Jun-22	37.878	34.370	0.300	0.000	0.850	35.520	93.77%
Jul-22	38.503	32.204	3.000	0.000	0.800	36.004	93.51%
Aug-22	41.787	25.172	1.500	16.075	0.800	42.047	100.62%
Sep-22	42.716	23.564	1.500	17.652	0.800	42.016	98.36%
Oct-22	43.532	25.661	1.500	17.071	0.800	43.532	100.00%
Nov-22	23.051	25.473	0.000	0.000	0.800	26.273	113.98%
Dec-22	23.603	19.516	2.500	0.000	0.800	22.816	96.67%
Jan-23	21.913	17.401	3.712	0.000	0.800	21.913	100.00%
Feb-23	18.295	16.441	0.100	0.000	0.800	17.341	94.79%
Mar-23	24.079	20.448	1.000	0.000	0.800	22.248	92.40%
Apr-23	22.020	20.106	0.000	0.000	0.800	20.906	94.94%
May-23	24.809	21.941	0.500	0.000	0.800	23.241	93.68%
Jun-23	29.463	28.631	0.000	0.000	0.000	28.631	97.18%
Jul-23	36.951	32.580	1.000	0.000	0.800	34.380	93.04%
Aug-23	48.966	42.859	2.900	0.000	0.800	46.559	95.08%
Sep-23	35.191	29.946	2.000	0.000	0.800	32.746	93.05%
Oct-23	26.831	22.958	1.200	0.000	0.800	24.958	93.02%
Nov-23	22.747	20.173	0.000	0.000	0.800	20.973	92.20%
Dec-23							
<b>Total</b>	<b>684.905</b>	<b>559.708</b>	<b>30.812</b>	<b>50.798</b>	<b>17.650</b>	<b>654.468</b>	<b>2194.90%</b>
<b>Average</b>	<b>29.778</b>	<b>24.335</b>	<b>1.340</b>	<b>2.209</b>	<b>0.767</b>	<b>28.455</b>	<b>95.43%</b>





**NORTH HARRIS COUNTY REGIONAL WATER AUTHORITY**  
**Groundwater and/or Surface Water Reporting and Billing Form - 2023**  
 \*\*\*Report filed online\*\*\* <http://oprs.nhcrwa.com>

Name of Well Owner or Recipient of Surface Water: Harris County MUD 109

*Billing period for which the report is being filed*

Billing Period	Rate per 1,000 gallons	Due Date
November 01-30, 2023	\$3.60 groundwater \$4.05 surface water	January 18, 2024

*Gallons of Groundwater Pumped for Billing Period*

	Start Meter Reading	End Meter Reading	Total
Well #2083	575,660 x1000	580,658 x1000	4,998,000
Well #4448	448,395 x1000	467,013 x1000	18,618,000
Adjustment			0

*Water imported from outside NHCRWA*

Imported water Meter reading:	Source:		
	x	x	0

*Miscellaneous water (not billed)*

Other entity	Water Type	Direction	Amount
	Groundwater	Out	

1	Enter total gallons of groundwater pumped and/or imported	23,616,000
2	Divide by 1000	23,616
3	Total groundwater fee due (multiply line 2 x \$3.60)	\$85,017.60
4	Enter total gallons of surface water received	0
5	Divide by 1000	0
6	Total surface water fee due (multiply line 5 x \$4.05)	\$0.00
7	Deduct 2003 Capital Contribution Credit amount, if applicable	(\$12,261.25)
8	Deduct 2005 Capital Contribution Credit amount, if applicable	(\$0.00)
9	Deduct 2008 Capital Contribution Credit amount, if applicable	(\$0.00)
10	Deduct Chloramination System Credit or other asset credit, if applicable	(\$0.00)
11	Other Credits:	(\$0.00)
12	Total due	\$72,756.35

If your payment is received late, the Authority will send you an invoice for the late fees set forth in the Rate Order.  
 I declare that the above information is true and correct to the best of my knowledge and belief.

Date: December 05, 2023

Signed: 

Name: Paul Villarreal

Title: Operator

Make check payable to:  
 North Harris County Regional Water Authority; Dept. 35, P.O. Box 4346 Houston, Texas 77210-4346

**Please mail this form with the payment or fax to 281-440-4104, phone: 281-440-3924**

[Click here](#) to return to the Home Page.

HARRIS COUNTY MUD 109

JANUARY 2023 THROUGH DECEMBER 2024 ANNUAL RECAP COLLECTIONS REPORT

	January 2023	February 2023	March 2023	April 2023	May 2023	June 2023	July 2023	August 2023	September 2023	October 2023	November 2023	December 2023
<b>COLLECTIONS:</b>												
WATER PAYMENTS	\$ 59,385.45	\$ 45,559.71	\$ 48,112.65	\$ 52,674.35	\$ 51,094.74	\$ 48,230.11	\$ 58,561.42	\$ 65,292.74	\$ 76,859.70	\$ 63,093.03	\$ 61,028.76	\$ 629,892.66
SEWER PAYMENTS	\$ 53,253.16	\$ 49,459.58	\$ 48,830.03	\$ 53,560.12	\$ 49,782.06	\$ 48,614.67	\$ 52,436.14	\$ 53,024.44	\$ 55,022.95	\$ 54,580.01	\$ 52,432.80	\$ 570,996.01
PENALTY PAYMENTS	\$ 4,955.63	\$ 4,151.56	\$ 3,860.21	\$ 3,763.66	\$ 3,452.04	\$ 3,394.58	\$ 4,128.74	\$ 4,193.99	\$ 3,978.50	\$ 5,297.15	\$ 5,439.62	\$ 46,646.08
CHCRWA	\$ 84,820.00	\$ 72,867.73	\$ 62,372.38	\$ 73,219.27	\$ 72,532.46	\$ 77,252.00	\$ 99,343.89	\$ 113,157.48	\$ 144,784.65	\$ 116,019.51	\$ 90,253.50	\$ 1,006,523.09
RECONNECT FEES	\$ -	\$ -	\$ -	\$ -	\$ -	\$ -	\$ -	\$ -	\$ -	\$ -	\$ -	\$ -
MISCELLANEOUS	\$ 6,525.69	\$ 5,383.45	\$ 7,905.23	\$ 7,696.78	\$ 6,872.97	\$ 5,703.61	\$ 5,485.36	\$ 7,153.73	\$ 4,831.01	\$ 6,184.73	\$ 6,105.92	\$ 69,938.48
DEPOSIT	\$ 4,100.00	\$ 4,675.00	\$ 9,150.00	\$ 6,325.00	\$ 6,350.00	\$ 5,800.00	\$ 5,750.00	\$ 10,450.00	\$ 5,050.00	\$ 5,025.00	\$ 4,125.00	\$ 66,800.00
NSF FEES	\$ 161.76	\$ 201.00	\$ 44.00	\$ 140.00	\$ 140.00	\$ 72.00	\$ 105.00	\$ 245.00	\$ 141.00	\$ 175.00	\$ 420.00	\$ 1,844.76
INSPECTION FEES	\$ 937.32	\$ 705.68	\$ 841.00	\$ 801.00	\$ 799.07	\$ 641.00	\$ 1,041.00	\$ 761.00	\$ 761.00	\$ 801.00	\$ 801.00	\$ 8,890.07
<b>TOTAL DEPOSIT</b>	\$ 214,149.21	\$ 183,103.71	\$ 181,115.55	\$ 188,190.38	\$ 190,823.36	\$ 189,707.97	\$ 226,851.55	\$ 254,278.38	\$ 291,429.01	\$ 251,175.43	\$ 220,606.60	\$ 2,401,531.15
<b>ARREARS BREAKDOWN</b>												
30 DAYS	\$ 43,864.87	\$ 48,034.91	\$ 41,727.21	\$ 37,814.33	\$ 39,096.38	\$ 47,038.86	\$ 44,705.23	\$ 51,314.12	\$ 69,426.84	\$ 57,042.76	\$ 47,156.42	\$ 527,221.93
60 DAYS	\$ 14,845.00	\$ 14,300.87	\$ 15,487.51	\$ 12,228.73	\$ 11,198.43	\$ 11,396.37	\$ 13,022.36	\$ 11,289.33	\$ 17,892.01	\$ 20,998.24	\$ 17,380.54	\$ 160,039.39
90 DAYS	\$ 1,988.10	\$ 2,214.94	\$ 3,019.65	\$ 2,273.05	\$ 1,461.49	\$ 1,687.07	\$ 1,462.26	\$ 1,157.47	\$ 915.87	\$ 2,008.75	\$ 3,332.73	\$ 21,521.58
120 DAYS	\$ 12,604.81	\$ 11,276.37	\$ 13,752.48	\$ 15,028.39	\$ 15,646.09	\$ 15,544.16	\$ 16,553.57	\$ 15,877.98	\$ 4,337.07	\$ 4,404.37	\$ 5,368.84	\$ 130,396.13
OVER PAYMENTS	\$ (10,941.88)	\$ (10,770.53)	\$ (9,617.98)	\$ (8,732.95)	\$ (8,741.41)	\$ (10,739.88)	\$ (11,943.62)	\$ (11,359.13)	\$ (9,008.16)	\$ (8,082.15)	\$ (10,349.24)	\$ (110,286.93)
<b>TOTAL ARREARS</b>	\$ 62,360.90	\$ 65,058.56	\$ 64,369.07	\$ 58,611.55	\$ 58,660.98	\$ 64,926.58	\$ 63,799.80	\$ 68,279.77	\$ 83,563.63	\$ 76,371.97	\$ 62,889.29	\$ 728,892.10

# Harris County Municipal Utility District Number 109

## Tax Collector's Report

### Table of Contents

November 30, 2023

Cash Receipts and Disbursements	Page 1
Taxes Receivable Summary	Pages 2-3
2023 Tax Levy and Adjustments	Page 4
Tax Collections Detail	Pages 5
Taxes Receivable Detail	Page 6

#### Disbursements for December 19, 2023:

#2349: Ad Valorem Appraisals Inc; TAC Fee-12/2023	\$2,859.84
#2350: Perdue Brandon Fielder Collins & Mott; Tax Atty Fee: 11/2023	1,050.95
#2351: Harris Central Appraisal District; Quarterly Assessment	<u>7,994.00</u>
<b>Total Disbursements for December 19, 2023</b>	<b><u>\$11,904.79</u></b>

Exhibit D

# Harris County Municipal Utility District Number 109

## Tax Collector's Report

Current Period Covered: November 1, 2023 to November 30, 2023

Fiscal Year Beginning: June 1, 2023

<u>Cash Receipts and Disbursements</u>	<u>Current Period</u>	<u>Year to Date</u>
Cash Balance at Beginning of Period	\$108,192.36	\$360,135.78
Collections:		
2023 Tax Collections	181,257.57	181,257.57
2022 Tax Collections	4,322.87	128,873.69
2021 Tax Collections	0.48	2,925.75
2020 Tax Collections	0.48	881.42
2019 Tax Collections	0.48	1,090.37
2018 Tax Collections	1.30	469.75
2017 Tax Collections	0.00	488.43
2016 Tax Collections	0.00	475.00
2015 Tax Collections	0.00	439.67
2014 Tax Collections	0.00	395.74
2013 Tax Collections	0.00	358.47
2012 Tax Collections	0.00	358.98
2011 Tax Collections	0.00	390.71
2010 Tax Collections	0.00	394.94
2009 Tax Collections	0.00	7.09
2008 Tax Collections	0.00	7.87
2007 Tax Collections	0.00	8.75
2006 Tax Collections	0.00	10.47
2005 Tax Collections	0.00	12.48
SIT Overage Collections	0.00	12.61
Penalty and Interest	1,013.26	22,912.54
Tax Attorney Fees	1,050.95	13,016.13
Overpayments	0.00	1,357.33
Returned Checks	0.00	-2,608.06
Interest Earned	<u>180.56</u>	<u>1,457.44</u>
Total Collections	187,827.95	354,995.14
Disbursements:		
Tax Assessor-Collector Fee	2,859.84	17,138.64
Annual Data Processing Charges	4,035.35	4,035.35
Tax Attorney Fee	2,437.86	12,977.29
Appraisal District Quarterly Fee	0.00	13,837.00
Transfer to Bond Fund	0.00	196,808.51
Transfer to Maintenance Fund	0.00	173,191.49
Publication Cost	0.00	845.90
Refund Overpayments	0.00	9,391.73
Bank Charges	<u>0.00</u>	<u>217.75</u>
Total Disbursements	<u>9,333.05</u>	<u>428,443.66</u>
Cash Balance at End of Period	<u>\$286,687.26</u>	<u>\$286,687.26</u>

# Harris County Municipal Utility District Number 109

## Tax Collector's Report Taxes Receivable Summary as of November 30, 2023

### Taxes Receivable by Year

<u>Year</u>	<u>Adjusted Tax Levy</u>	<u>Collections To Date</u>	<u>Taxes Receivable</u>	<u>Percent Collected</u>
2023	\$3,896,104.90	\$181,258.05	\$3,714,846.85	4.65%
2022	3,763,638.45	3,731,440.91	32,197.54	99.14%
2021	3,382,988.57	3,365,966.37	17,022.20	99.50%
2020	3,164,439.11	3,151,637.18	12,801.93	99.60%
2019	3,081,419.47	3,069,560.15	11,859.32	99.62%
2018	2,906,820.36	2,899,206.05	7,614.31	99.74%
2017	2,895,613.63	2,887,902.21	7,711.42	99.73%
2016	2,808,690.61	2,802,970.88	5,719.73	99.80%
2015	2,573,712.76	2,569,834.92	3,877.84	99.85%
2014	2,301,769.82	2,297,895.06	3,874.76	99.83%
2013	2,097,527.32	2,094,489.96	3,037.36	99.86%
2012	2,071,519.13	2,068,914.02	2,605.11	99.87%
2011	2,121,714.06	2,119,595.06	2,119.00	99.90%
2010	2,138,895.52	2,136,752.39	2,143.13	99.90%
2009	2,160,628.25	2,158,243.88	2,384.37	99.89%
2008	2,142,045.24	2,140,369.95	1,675.29	99.92%
2007	2,084,977.70	2,082,933.82	2,043.88	99.90%
2006	2,108,720.67	2,106,771.68	1,948.99	99.91%
2005	2,197,283.24	2,195,556.05	1,727.19	99.92%
2004	2,010,295.69	2,007,622.69	2,673.00	99.87%
2003	1,863,011.08	1,860,553.66	2,457.42	99.87%
2002	1,743,166.99	1,742,780.89	386.10	99.98%
2001	1,705,006.18	1,704,772.45	233.73	99.99%
2000	1,630,288.09	1,630,151.22	136.87	99.99%
1999	1,482,019.84	1,481,978.10	41.74	100.00%
1998	1,346,040.98	1,345,882.41	158.57	99.99%
1997	1,218,889.39	1,218,854.71	34.68	100.00%
1996	1,156,053.10	1,156,021.00	32.10	100.00%
1995	1,130,565.24	1,130,545.88	19.36	100.00%
1994	1,124,058.85	1,124,058.85	0.00	100.00%
1993	1,075,288.28	1,075,288.28	0.00	100.00%
1992	1,056,792.83	1,056,792.83	0.00	100.00%
1991	1,062,453.27	1,062,453.27	0.00	100.00%
1990	918,308.87	918,308.87	0.00	100.00%
1989	894,403.45	894,403.45	0.00	100.00%
1988	856,779.83	856,779.83	0.00	100.00%
1987	853,204.06	853,204.06	0.00	100.00%
1986	857,037.29	857,037.29	0.00	100.00%
1985	793,674.23	793,674.23	0.00	100.00%
1984	760,460.05	760,460.05	0.00	100.00%
1982	561,303.52	561,303.52	0.00	100.00%
<b>Totals</b>	<b><u>\$75,997,609.92</u></b>	<b><u>\$72,154,226.13</u></b>	<b><u>\$3,843,383.79</u></b>	<b><u>94.94%</u></b>

# Harris County Municipal Utility District Number 109

## Tax Collector's Report Taxes Receivable Summary as of November 30, 2023

### Tax Roll Information

<u>Year</u>	<u>Taxable Value</u>	<u>Annual Change</u>	<u>Debt Tax Rate</u>	<u>Maintenance Tax Rate</u>	<u>Total Tax Rate</u>	<u>Exemptions</u>
2023	885,478,404	10.58%	0.23000	0.21000	0.44000	25,000 O/D
2022	800,774,298	13.68%	0.25000	0.22000	0.47000	25,000 O/D
2021	704,424,978	6.85%	0.29000	0.19000	0.48000	25,000 O/D
2020	659,267,550	2.70%	0.31500	0.16500	0.48000	25,000 O/D
2019	641,962,199	8.21%	0.32000	0.16000	0.48000	25,000 O/D
2018	593,228,582	2.44%	0.36000	0.13000	0.49000	10,000 O/D
2017	579,121,338	7.22%	0.36000	0.14000	0.50000	10,000 O/D
2016	540,136,676	9.13%	0.41000	0.11000	0.52000	10,000 O/D
2015	494,944,745	11.81%	0.39000	0.13000	0.52000	10,000 O/D
2014	442,648,062	9.74%	0.39000	0.13000	0.52000	10,000 O/D
2013	403,370,606	1.26%	0.42000	0.10000	0.52000	10,000 O/D
2012	398,369,066	-2.37%	0.42000	0.10000	0.52000	10,000 O/D
2011	408,021,927	-0.80%	0.42000	0.10000	0.52000	10,000 O/D
2010	411,326,061	-1.01%	0.42000	0.10000	0.52000	10,000 O/D
2009	415,504,618	0.87%	0.42000	0.10000	0.52000	10,000 O/D
2008	411,931,758	2.74%	0.42000	0.10000	0.52000	10,000 O/D
2007	400,957,245	6.48%	0.42000	0.10000	0.52000	10,000 O/D
2006	376,557,265	2.83%	0.46000	0.10000	0.56000	10,000 O/D
2005	366,208,721	9.30%	0.50000	0.10000	0.60000	10,000 O/D
2004	335,049,282	7.91%	0.50000	0.10000	0.60000	10,000 O/D
2003	310,501,847	6.88%	0.50000	0.10000	0.60000	10,000 O/D
2002	290,527,832	5.63%	0.50000	0.10000	0.60000	10,000 O/D
2001	275,035,288	9.50%	0.52000	0.10000	0.62000	10,000 O/D
2000	251,170,142	15.23%	0.57367	0.07547	0.64914	10,000 O/D
1999	217,977,950	10.11%	0.60460	0.07540	0.68000	10,000 O/D
1998	197,957,174	10.43%	0.63000	0.05000	0.68000	10,000 O/D
1997	179,258,410	3.88%	0.63000	0.05000	0.68000	10,000 O/D
1996	172,555,210	2.26%	0.62000	0.05000	0.67000	10,000 O/D
1995	168,741,080	2.08%	0.62000	0.05000	0.67000	10,000 O/D
1994	165,302,770	4.54%	0.63000	0.05000	0.68000	10,000 O/D
1993	158,130,630	3.99%	0.63000	0.05000	0.68000	10,000 O/D
1992	152,056,520	-0.53%	0.64500	0.05000	0.69500	10,000 O/D
1991	152,870,970	6.44%	0.64500	0.05000	0.69500	10,000 O/D
1990	143,620,410	4.37%	0.58940	0.05000	0.63940	10,000 O/D
1989	137,600,530	4.39%	0.60000	0.05000	0.65000	10,000 O/D
1988	131,812,280	0.42%	0.60000	0.05000	0.65000	10,000 O/D
1987	131,262,160	-8.11%	0.60000	0.05000	0.65000	10,000 O/D
1986	142,839,550	-1.02%	0.55000	0.05000	0.60000	10,000 O/D
1985	144,304,410	4.37%	0.50000	0.05000	0.55000	10,000 O/D
1984	138,265,460	-1.22%	0.50000	0.05000	0.55000	10,000 O/D
1982	139,975,940	0.00%	0.35100	0.05000	0.40100	10,000 O/D

# Harris County Municipal Utility District Number 109

## Tax Collector's Report 2023 Tax Levy and Adjustments as of November 30, 2023

<u>2023 Tax Rate: \$0.44 (0.23 I&amp;S + 0.21 M&amp;O)</u>		<u>Taxable Value</u>	<u>Tax Levy</u>
Original Tax Roll:	9/2/2023	\$873,615,042	\$3,843,906.10
Adjustments:			
Supplemental Rolls 1-3	11/28/2023	<u>11,863,362</u>	<u>52,198.80</u>
Total Adjustments		<u>11,863,362</u>	<u>52,198.80</u>
Total Tax Levy		<u>\$885,478,404</u>	<u>\$3,896,104.90</u>

### Summary of 2023 Certified Property Values:

<u>Land Value</u>	<u>Improvements</u>	<u>Personalty</u>	<u>Assessed</u>	<u>Exemptions</u>	<u>Taxable Value</u>
<u>142,364,915</u>	<u>858,144,914</u>	<u>18,941,749</u>	<u>1,019,451,578</u>	<u>133,973,174</u>	885,478,404
24 Accounts Remain Uncertified					<u>318,755</u>
Total Estimated Taxable Value					<u>885,797,159</u>

# Harris County Municipal Utility District Number 109

## Tax Collector's Report Tax Collections for November, 2023

<u>Property Owner</u>	<u>Account No</u>	<u>Tax Amount</u>	<u>Pen &amp; Int</u>	<u>Atty/Cost</u>	<u>Overpaid</u>	<u>Total Pmt</u>
2023 Tax Collections:						
Various Accounts	214 Accounts	<u>\$181,257.09</u>	<u>\$84.30</u>	<u>\$0.00</u>	<u>\$0.00</u>	<u>\$181,341.39</u>
Total 2023 Tax Collections		<u>\$181,257.09</u>	<u>\$84.30</u>	<u>\$0.00</u>	<u>\$0.00</u>	<u>\$181,341.39</u>
2022 Tax Collections:						
Various Accounts	10 Accounts	<u>\$4,322.87</u>	<u>\$927.67</u>	<u>\$1,050.10</u>	<u>\$0.00</u>	<u>\$6,300.64</u>
Total 2022 Tax Collections		<u>\$4,322.87</u>	<u>\$927.67</u>	<u>\$1,050.10</u>	<u>\$0.00</u>	<u>\$6,300.64</u>
2021 Tax Collections:						
Continental Land Owners	116-276-000-0312	<u>\$0.48</u>	<u>\$0.16</u>	<u>\$0.13</u>	<u>\$0.00</u>	<u>\$0.77</u>
Total 2021 Tax Collections		<u>\$0.48</u>	<u>\$0.16</u>	<u>\$0.13</u>	<u>\$0.00</u>	<u>\$0.77</u>
2020 Tax Collections:						
Continental Land Owners	116-276-000-0312	<u>\$0.48</u>	<u>\$0.22</u>	<u>\$0.14</u>	<u>\$0.00</u>	<u>\$0.84</u>
Total 2020 Tax Collections		<u>\$0.48</u>	<u>\$0.22</u>	<u>\$0.14</u>	<u>\$0.00</u>	<u>\$0.84</u>
2019 Tax Collections:						
Continental Land Owners	116-276-000-0312	<u>\$0.48</u>	<u>\$0.28</u>	<u>\$0.15</u>	<u>\$0.00</u>	<u>\$0.91</u>
Total 2019 Tax Collections		<u>\$0.48</u>	<u>\$0.28</u>	<u>\$0.15</u>	<u>\$0.00</u>	<u>\$0.91</u>
2018 Tax Collections:						
Continental Land Owners	116-276-000-0312	<u>\$1.30</u>	<u>\$0.85</u>	<u>\$0.57</u>	<u>\$0.00</u>	<u>\$2.72</u>
Total 2018 Tax Collections		<u>\$1.30</u>	<u>\$0.85</u>	<u>\$0.57</u>	<u>\$0.00</u>	<u>\$2.72</u>
Summary of Other Collections			<u>\$1,013.26</u>	<u>\$1,050.95</u>	<u>\$0.00</u>	\$187,646.43
Interest Earnings						<u>180.56</u>
Total Collected during Month						<u>\$187,826.99</u>



# Harris County Municipal Utility District Number 109

## Tax Collector's Report Taxes Receivable Detail as of November 30, 2023

Property Owner	Account No.	2021 Tax	2020 Tax	2019 Tax	2018 Tax	Prior Yrs
Exchange Church Houston	043-206-000-0195	\$0.00	\$816.49	\$0.00	\$0.00	\$0.00
Wu & Chen Investment LLC	102-063-000-0008	0.00	0.00	248.01	0.00	0.00
D:Vineyard Travis & Danell	102-065-000-0007	627.44	559.49	552.96	581.84	3,310.66
D:Gaddis John M	102-068-000-0021	725.87	648.97	758.83	0.00	0.00
D:Catlin Steven L	102-069-000-0004	107.77	97.98	89.07	77.52	0.00
P:Hodge Jerry David	108-488-000-0003	780.19	0.00	0.00	0.00	0.00
Q:Flores Marilu H	108-488-000-0008	214.20	0.00	0.00	0.00	0.00
D:Tolliver Cletis F & Glenda	108-489-000-0011	795.29	728.43	0.00	0.00	0.00
Wilson Rita J	108-494-000-0037	0.00	654.37	0.00	0.00	0.00
Felchak Kenneth W & Ruby	108-496-000-0031	708.44	0.00	0.00	0.00	0.00
Wilson Dewey M	108-497-000-0032	678.39	620.57	603.40	708.16	2,045.11
D:Key Sherry R	109-142-000-0001	599.32	539.39	484.90	360.88	123.40
D:Cartwright Ed & Diane	109-142-000-0034	591.96	591.09	526.44	550.92	4,109.80
D:Brokaw Sharon	109-144-000-0002	544.19	0.00	444.96	475.30	1,010.49
S:Riley Michael E & Tamar	110-750-000-0050	687.13	700.92	0.00	0.00	0.00
James Herbert Jr	111-527-000-0004	865.56	0.00	0.00	0.00	0.00
S:Deyle Kurt	111-527-000-0010	740.13	672.85	611.68	234.17	0.00
D:Curry Arthur W & Sharon	113-133-000-0008	406.50	0.00	0.00	0.00	0.00
D:Sanchez Olga	113-142-000-0043	245.73	0.00	0.00	0.00	0.00
S:Jackson Keshell	114-139-009-0015	758.96	717.52	652.30	612.80	1,245.34
Chicosky Gregory P	114-139-010-0017	0.00	0.00	563.41	0.00	0.00
Heng Jonathan	114-139-010-0027	681.48	0.00	0.00	0.00	0.00
D:Paxton Roy C & Debbie M	114-139-010-0036	465.25	429.28	379.35	0.00	188.48
Lacour Carey L & Vanita	114-139-013-0053	739.39	688.33	0.00	0.00	0.00
D:Gonzalez Virginia	114-139-015-0003	596.54	547.43	487.49	527.53	488.00
Geibe Virginia	114-139-015-0004	0.00	0.00	477.24	0.00	0.00
Walton Gregory L	114-350-014-0012	561.99	0.00	0.00	0.00	0.00
Blow Frederick E & Cheryl	114-350-015-0118	0.00	0.00	0.00	1,036.24	1,057.39
D:Harris Virginia B	114-350-016-0083	955.49	869.22	855.21	868.88	4,941.84
D:Knight Chris & Terry	115-511-019-0012	1,147.98	1,032.72	0.00	0.00	0.00
S:Mitchem Anna M	115-511-021-0036	0.00	0.00	0.00	258.74	0.00
Rosques Sandra P	116-276-000-0580	0.00	0.00	2,976.58	0.00	0.00
Marendes David K & Joyce	119-848-002-0024	121.99	0.00	0.00	0.00	0.00
Holley Guniganti Kings	120-416-002-0007	26.84	0.00	0.00	0.00	0.00
Digital Professionals Compr	2064780	21.63	21.63	21.63	21.89	135.32
B & L Capital Inc	2154083	19.99	20.08	15.90	24.08	206.42
Kevin R Culp	2157330	41.58	43.58	43.58	46.42	411.16
S:Dupree Express Trucking	2172915	86.07	86.07	86.07	99.37	842.14
ARC Insurance Agency	2209050	43.75	43.75	43.75	44.66	140.35
S:James Lewis	2213148	16.57	24.50	31.25	39.75	298.50
Phones-R-Us Inc	2289501	54.29	54.29	54.29	54.59	0.00
Tomas A Arden Landaverde	2313791	85.23	0.00	0.00	0.00	0.00
Serenty Health Services LLC	2337347	30.91	40.32	0.00	0.00	0.00
Gabriel Martinez	2338191	96.76	0.00	0.00	0.00	0.00
Amfah Investments LLC	2343023	210.67	175.29	0.00	0.00	0.00
Spoiled Mutts	2343180	90.26	90.26	0.00	0.00	0.00
Di Maria Fresh Food	2343249	121.47	0.00	0.00	0.00	0.00
Fresh Ink Media Group	2344047	54.92	54.92	0.00	0.00	0.00
Adorn Tattoo	2344404	18.40	18.40	0.00	0.00	0.00
Cobos BBQ LLC	2352871	146.40	146.40	0.00	0.00	0.00
All Me Hotshot Logistics	2353748	87.38	0.00	0.00	0.00	0.00
Ismeal Anaya	2363334	226.80	287.85	0.00	0.00	0.00
Prior Years Personal Property		195.10	779.54	851.02	990.57	26,000.55
<b>Total Receivable</b>		<b>\$17,022.20</b>	<b>\$12,801.93</b>	<b>\$11,859.32</b>	<b>\$7,614.31</b>	<b>46,554.95</b>



MUNICIPAL ACCOUNTS  
& CONSULTING, L.P.

**Bookkeeper's Report | December 19, 2023**

# **Harris County Municipal Utility District No. 109**

Exhibit E



**WEBSITE**

[www.municipalaccounts.com](http://www.municipalaccounts.com)



**ADDRESS**

1281 Brittmoore Road  
Houston, Texas 77043



**CONTACT**

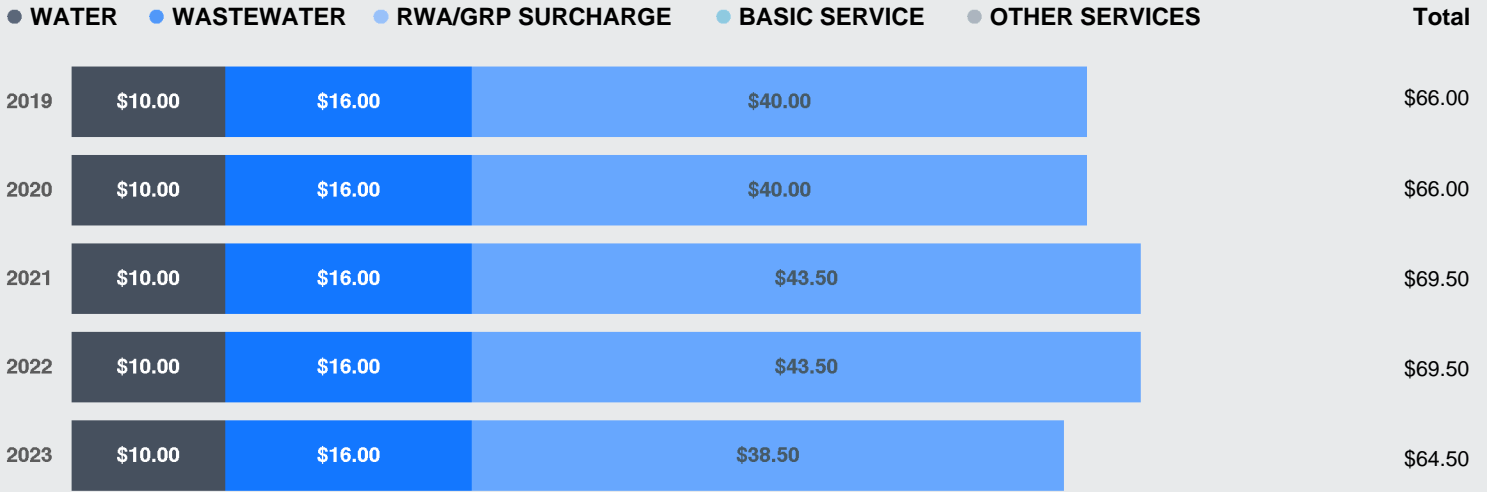
Phone: 713.623.4539  
Fax: 713.629.6859

THIS PAGE INTENTIONALLY LEFT BLANK

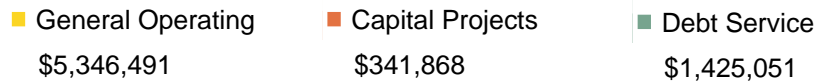


## Spotlight On Cost Of Water And Wastewater Per 10,000 Gallons

This is one expense that impacts your Residents the most. You as a Director have control over your base water and wastewater rates. When Residents see rates increasing year on year, they usually do not understand that these increases come from yearly raises in RWA and GRP surcharges, garbage rates, and overall cost of production increases. The dashboard below breaks out these charges so that it is clear that Board controlled rates have stayed low and consistent and that the increase is beyond your control.

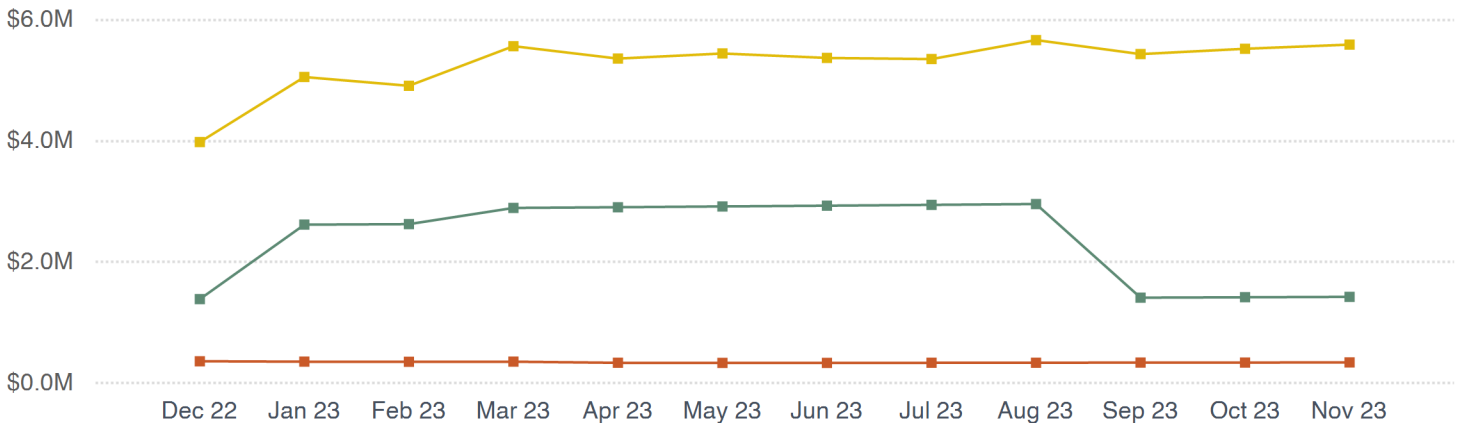


### Account Balance | As of 12/19/2023



**Total For All Accounts: \$7,113,410**

### Account Balance By Month | December 2022 - November 2023



# Monthly Financial Summary - General Operating Fund

Harris County MUD No. 109 - GOF

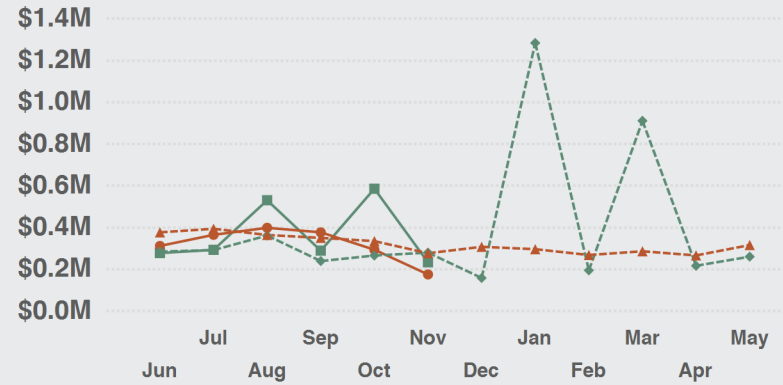


## Account Balance Summary

<b>Balance as of 11/22/2023</b>	<b>\$5,210,625</b>
Receipts	677,366
Disbursements	(541,500)
<b>Balance as of 12/19/2023</b>	<b>\$5,346,491</b>

## Overall Revenues & Expenditures By Month (Year to Date)

—■ Current Year Revenues      - - -▲ Prior Year Revenues  
—● Current Year Expenditures      - - -▲ Prior Year Expenditures



## November 2023

### Revenues

Actual	Budget	Over/(Under)
\$233,378	\$218,778	\$14,601

### Expenditures

Actual	Budget	Over/(Under)
\$175,561	\$267,907	(\$92,346)

## June 2023 - November 2023 (Year to Date)

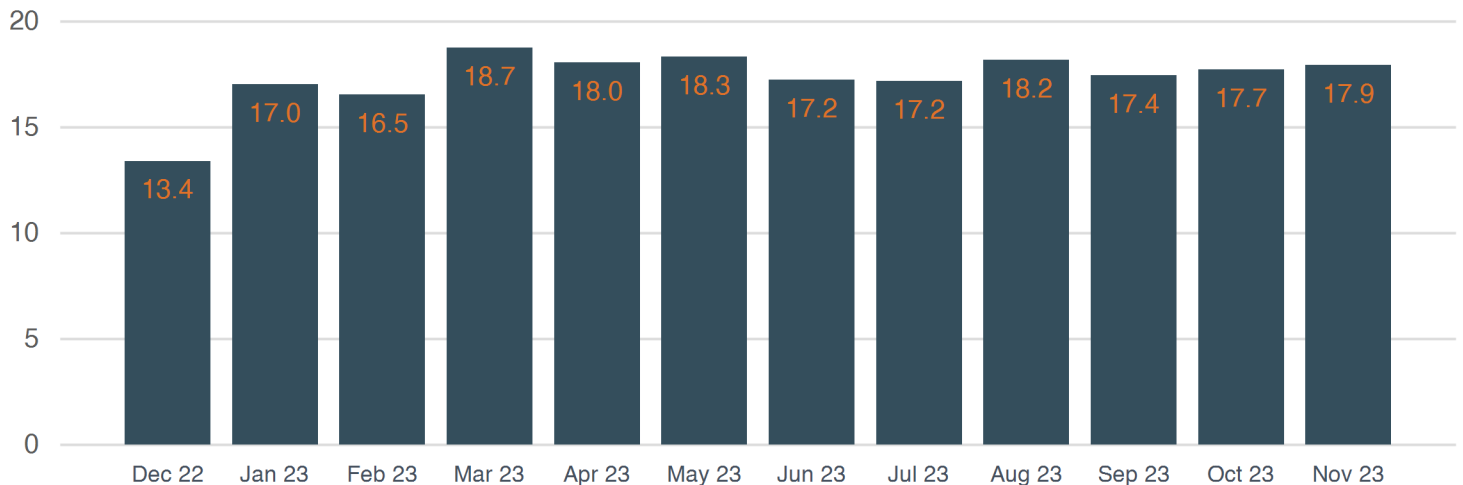
### Revenues

Actual	Budget	Over/(Under)
\$2,211,210	\$1,895,391	\$315,819

### Expenditures

Actual	Budget	Over/(Under)
\$1,923,365	\$2,014,354	(\$90,989)

## Operating Fund Reserve Coverage Ratio (In Months)



# Cash Flow Report - Checking Account

Harris County MUD No. 109 - GOF



Number	Name	Memo	Amount	Balance
<b>Balance as of 11/22/2023</b>				<b>\$21,136.22</b>
<b>Receipts</b>				
	HC 151 Water Supply		4,940.40	
	Final Settlement - BGE		136,622.00	
	Sweep from Lockbox Account		189,237.44	
	Interest Earned on Checking		190.23	
	City of Houston - Sales Tax Rebate		8,675.18	
<b>Total Receipts</b>				<b>\$339,665.25</b>
<b>Disbursements</b>				
16399	Robin Sulpizio	VOID: Fees of Office - 11/21/2023	0.00	
16446	Brightspeed	Telephone Expense	(910.69)	
16448	Cheryl C. Moore	Fees of Office - 12/19/2023	(204.09)	
16449	Chris Green	Fees of Office - 12/19/2023	(204.09)	
16450	Nancy Frank	Fees of Office - 12/19/2023	(204.10)	
16451	Owen H. Parker	Fees of Office - 12/19/2023	(204.09)	
16452	Robin Sulpizio	Fees of Office - 12/19/2023	(204.08)	
16453	Cheryl C. Moore	Expense	(29.95)	
16454	Chris Green	Fees of Office - 12/04/2023 & Expense	(268.40)	
16455	Nancy Frank	Expense	(86.26)	
16456	Owen H. Parker	Fees of Office - 12/04/2023 & Expense	(244.09)	
16457	Robin Sulpizio	Expense	(65.00)	
16458	Alexander Arce	Customer Refund	(71.54)	
16459	Ashlea Fletcher	Customer Refund	(57.29)	
16460	Carolyn Weaver	Customer Refund	(142.85)	
16461	Century 21 Realty Partners	Customer Refund	(147.16)	
16462	Courtney N Kiner	Customer Refund	(141.31)	
16463	Elena Valdez Reyna	Customer Refund	(34.81)	
16464	Henry Kepeden	Customer Refund	(249.12)	
16465	Invitation Homes, 7LP	Customer Refund	(98.97)	
16466	Jacqueline Koch	Customer Refund	(142.58)	
16467	James W Dees & Sarah E Losey	Customer Refund	(95.66)	
16468	Jasmine Delgado	Customer Refund	(135.32)	
16469	John Hughes	Customer Refund	(55.02)	
16470	Jordan Gonzales	Customer Refund	(95.00)	
16471	Jose Alvayeros	Customer Refund	(84.40)	
16472	Mary Rodriguez	Customer Refund	(47.40)	
16473	Michael and Susan Garcia	Customer Refund	(197.87)	
16474	Michael Cheney	Customer Refund	(35.67)	
16475	Michael Cornelius	Customer Refund	(29.06)	
16476	Michael P Kirchner and Iris Duron Tejada	Customer Refund	(38.96)	
16477	Opendoor Labs, Inc	Customer Refund	(198.26)	
16478	Peter Rios	Customer Refund	(167.17)	

# Cash Flow Report - Checking Account

Harris County MUD No. 109 - GOF



Number	Name	Memo	Amount	Balance
<b>Disbursements</b>				
16479	Precision Realty & Management, LLC	Customer Refund	(171.98)	
16480	Progress Residential	Customer Refund	(162.03)	
16481	Progress Residential HVH Borrower LLC	Customer Refund	(141.91)	
16482	Real Property Management	Customer Refund	(38.77)	
16483	Shaneah Thompson	Customer Refund	(149.52)	
16484	Stephanie Sloan	Customer Refund	(195.66)	
16485	Association of Water Board Directors	AWBD Expense	(750.00)	
16486	Atascocita Joint Operations Board	Schedule B & C Costs	(58,246.57)	
16487	BGE, Inc.	Engineering Fees	(8,090.49)	
16488	Brightspeed	Telephone Expense	(903.43)	
16489	CDC Unlimited, LLC	Mowing Expense	(1,464.50)	
16490	Certification Plus	Backflow Prevention Assembly Test &	(515.00)	
16491	DXI Industries	Chemical Expenses	(170.00)	
16492	G-M Inspection Services, Inc.	Well Performance Test	(1,150.00)	
16493	GFL Environmental	Garbage Expense	(289.70)	
16494	Harris County Treasurer	Patrol Services	(20,370.00)	
16495	Hawkins, Inc	Chemicals Expense	(4,666.50)	
16496	Hudson Energy	Utilities Expense	(9,514.87)	
16497	Municipal Accounts & Consulting, L.P.	Bookkeeping Fees	(4,500.16)	
16498	NHCRWA	Water Authority Fees	(72,756.35)	
16499	Norton Rose Fulbright US LLP	Legal Fees	(13,647.34)	
16500	Oaks of Atascocita Community Improvement	Security Contribution - HOA	(3,750.00)	
16501	Pye Barker Fire & Safety, LLC	Annual Inspection Expense	(1,160.00)	
16502	Resco Electric LTD	Maintenance and Operations	(893.68)	
16503	Schier Construction Company, Inc.	Maintenance and Operations	(1,917.03)	
16504	Today's Integration	Security Monitoring	(552.50)	
16505	Water Utility Services, Inc.	Laboratory Fees	(340.00)	
16506	WWWMS	Maintenance and Operations	(45,108.77)	
16507	Centerpoint Energy	Utilities Expense	0.00	
16508	Texas Commission on Environmental Quality	Revenue & Regulatory Assessment Fees	0.00	
Svc Chrg	Central Bank	Service Charge	(25.00)	
Wire	Texas Class	Wire Transfer to Money Market	(95,000.00)	
<b>Total Disbursements</b>			<b>(\$351,532.02)</b>	
<b>Balance as of 12/19/2023</b>				<b>\$9,269.45</b>

# Cash Flow Report - Operator Account

Harris County MUD No. 109 - GOF



Number	Name	Memo	Amount	Balance
<b>Balance as of 11/22/2023</b>				<b>\$144,854.12</b>
<b>Receipts</b>				
	Accounts Receivable		61,002.82	
	Accounts Receivable		159,603.78	
<b>Total Receipts</b>				<b>\$220,606.60</b>
<b>Disbursements</b>				
Ret Ck	Central Bank	Customer Returned Checks (5)	(725.26)	
Svc Chrg	Central Bank	Service Charge	(5.00)	
Sweep	Harris County MUD 109	Transfer to Checking Account	(189,237.44)	
<b>Total Disbursements</b>				<b>(\$189,967.70)</b>
<b>Balance as of 12/19/2023</b>				<b>\$175,493.02</b>



# Actual vs. Budget Comparison

Harris County MUD No. 109 - GOF



	November 2023			June 2023 - November 2023			Annual Budget
	Actual	Budget	Over/ (Under)	Actual	Budget	Over/ (Under)	
<b>Revenues</b>							
<b>Water Revenue</b>							
14101 Water- Customer Service Revenue	43,738	34,380	9,358	326,112	343,800	(17,688)	573,000
14102 Surface Water - Reserve	81,305	85,122	(3,817)	700,073	851,220	(151,147)	1,418,700
14103 Capital Contribution Credit-NHC	12,261	0	12,261	73,568	0	73,568	0
14105 Connection Fees	2,425	2,583	(158)	14,300	15,500	(1,200)	31,000
14108 Water Sales to HC 151	1,103	1,393	(290)	7,670	7,954	(284)	13,500
<b>Total Water Revenue</b>	<b>140,832</b>	<b>123,478</b>	<b>17,354</b>	<b>1,121,723</b>	<b>1,218,474</b>	<b>(96,751)</b>	<b>2,036,200</b>
<b>Wastewater Revenue</b>							
14201 Wastewater-Customer Service Rev	53,653	54,950	(1,297)	331,026	329,700	1,326	659,400
<b>Total Wastewater Revenue</b>	<b>53,653</b>	<b>54,950</b>	<b>(1,297)</b>	<b>331,026</b>	<b>329,700</b>	<b>1,326</b>	<b>659,400</b>
<b>Property Tax Revenue</b>							
14301 Maintenance Tax Collections	0	0	0	173,191	105,120	68,071	1,722,365
<b>Total Property Tax Revenue</b>	<b>0</b>	<b>0</b>	<b>0</b>	<b>173,191</b>	<b>105,120</b>	<b>68,071</b>	<b>1,722,365</b>
<b>Sales Tax Revenue</b>							
14401 COH Rebate	7,643	8,108	(465)	51,311	48,650	2,661	97,300
<b>Total Sales Tax Revenue</b>	<b>7,643</b>	<b>8,108</b>	<b>(465)</b>	<b>51,311</b>	<b>48,650</b>	<b>2,661</b>	<b>97,300</b>
<b>Tap Connection Revenue</b>							
14501 Tap Connections	0	1,250	(1,250)	0	7,500	(7,500)	15,000
14502 Inspection Fees	801	817	(16)	5,106	4,900	206	9,800
<b>Total Tap Connection Revenue</b>	<b>801</b>	<b>2,067</b>	<b>(1,266)</b>	<b>5,106</b>	<b>12,400</b>	<b>(7,294)</b>	<b>24,800</b>
<b>Administrative Revenue</b>							
14702 Penalties & Interest	8,161	7,908	253	49,029	47,450	1,579	94,900
<b>Total Administrative Revenue</b>	<b>8,161</b>	<b>7,908</b>	<b>253</b>	<b>49,029</b>	<b>47,450</b>	<b>1,579</b>	<b>94,900</b>
<b>Interest Revenue</b>							
14801 Interest Earned on Checking	190	200	(10)	1,016	1,200	(184)	2,400
14802 Interest Earned on Temp. Invest	22,094	22,008	86	139,853	132,047	7,806	264,094
<b>Total Interest Revenue</b>	<b>22,284</b>	<b>22,208</b>	<b>77</b>	<b>140,869</b>	<b>133,247</b>	<b>7,622</b>	<b>266,494</b>
<b>Other Revenue</b>							
15801 Miscellaneous Income	4	58	(54)	338,955	350	338,605	700
<b>Total Other Revenue</b>	<b>4</b>	<b>58</b>	<b>(54)</b>	<b>338,955</b>	<b>350</b>	<b>338,605</b>	<b>700</b>
<b>Total Revenues</b>	<b>233,378</b>	<b>218,778</b>	<b>14,601</b>	<b>2,211,210</b>	<b>1,895,391</b>	<b>315,819</b>	<b>4,902,159</b>

## Expenditures

### Water Service

16102 Operations - Water	9,225	9,650	(425)	56,405	57,900	(1,495)	115,800
--------------------------	-------	-------	-------	--------	--------	---------	---------

# Actual vs. Budget Comparison

Harris County MUD No. 109 - GOF



	November 2023			June 2023 - November 2023			Annual Budget
	Actual	Budget	Over/ (Under)	Actual	Budget	Over/ (Under)	
<b>Expenditures</b>							
<b>Water Service</b>							
16105 Maintenance & Repairs - Water	12,663	33,333	(20,671)	190,977	200,000	(9,023)	400,000
16107 Chemicals - Water	4,837	6,333	(1,497)	51,732	38,000	13,732	76,000
16108 Laboratory Expense - Water	640	658	(18)	4,090	3,950	140	7,900
16109 Mowing - Water	771	1,125	(354)	9,255	6,750	2,505	13,500
16110 Utilities - Water	8,070	9,083	(1,014)	59,767	54,500	5,267	109,000
16111 Reconnections	790	925	(135)	5,830	5,550	280	11,100
16112 Disconnection Expense	495	425	70	2,175	2,550	(375)	5,100
16113 Service Account Collection	2,375	2,617	(242)	13,425	15,700	(2,275)	31,400
16114 Telephone Expense - Water	375	483	(108)	2,758	2,900	(142)	5,800
16116 Permit Expense - Water	7,666	658	7,008	7,666	3,950	3,716	7,900
16117 TCEQ Regulatory Expense - Water	0	0	0	0	0	0	3,081
16118 Surface Water Fee	85,018	93,732	(8,714)	822,695	937,320	(114,626)	1,562,200
<b>Total Water Service</b>	<b>132,924</b>	<b>159,024</b>	<b>(26,100)</b>	<b>1,226,775</b>	<b>1,329,070</b>	<b>(102,295)</b>	<b>2,348,781</b>
<b>Wastewater Service</b>							
16202 Operations - Wastewater	2,290	2,400	(110)	14,006	14,400	(394)	28,800
16204 Purchase Wastewater Service	(29,264)	41,800	(71,064)	248,905	250,800	(1,895)	501,600
16205 Maint & Repairs - Wastewater	12,388	15,717	(3,329)	85,280	94,300	(9,020)	188,600
16207 Chemicals - Wastewater	0	392	(392)	331	2,350	(2,018)	4,700
16208 Laboratory Fees - Wastewater	0	233	(233)	530	1,400	(870)	2,800
16209 Mowing - Wastewater	693	967	(273)	8,319	5,800	2,519	11,600
16210 Utilities - Lift Station	1,445	2,225	(780)	11,926	13,350	(1,425)	26,700
16214 Telephone Expense - Wastewater	536	458	78	2,632	2,750	(118)	5,500
16217 TCEQ Regulatory Exp-Wastewater	0	0	0	0	0	0	3,081
<b>Total Wastewater Service</b>	<b>(11,911)</b>	<b>64,192</b>	<b>(76,103)</b>	<b>371,930</b>	<b>385,150</b>	<b>(13,220)</b>	<b>773,381</b>
<b>Garbage Service</b>							
16301 Garbage Expense	290	1,147	(857)	5,161	6,882	(1,721)	13,764
<b>Total Garbage Service</b>	<b>290</b>	<b>1,147</b>	<b>(857)</b>	<b>5,161</b>	<b>6,882</b>	<b>(1,721)</b>	<b>13,764</b>
<b>Tap Connection</b>							
16501 Tap Connection Expense	2,625	583	2,042	2,625	3,500	(875)	7,000
16502 Inspection Expense	1,288	1,158	129	8,085	6,950	1,135	13,900
<b>Total Tap Connection</b>	<b>3,913</b>	<b>1,742</b>	<b>2,171</b>	<b>10,710</b>	<b>10,450</b>	<b>260</b>	<b>20,900</b>
<b>Administrative Service</b>							
16703 Legal Fees	13,633	5,283	8,349	48,046	31,700	16,346	63,400
16705 Auditing Fees	0	0	0	18,500	18,000	500	18,000
16706 Engineering Fees	2,347	6,667	(4,319)	42,364	40,000	2,364	80,000
16709 Election Expense	0	833	(833)	0	5,000	(5,000)	10,000
16710 Website Expense	0	75	(75)	375	450	(75)	900

# Actual vs. Budget Comparison

Harris County MUD No. 109 - GOF



	November 2023			June 2023 - November 2023			Annual Budget
	Actual	Budget	Over/ (Under)	Actual	Budget	Over/ (Under)	
<b>Expenditures</b>							
<b>Administrative Service</b>							
16712 Bookkeeping Fees	4,160	3,920	240	29,303	32,480	(3,177)	56,000
16714 Printing & Office Supplies	2,512	2,525	(13)	14,547	15,150	(603)	30,300
16716 Delivery Expense	30	25	5	239	150	89	300
16717 Postage	88	58	29	377	350	27	700
16718 Insurance & Surety Bond	0	0	0	0	0	0	39,900
16719 AWBD Expense	0	0	0	1,900	500	1,400	13,200
16722 Bank Service Charges	30	92	(62)	205	550	(345)	1,100
16723 Travel Expense	30	117	(87)	205	700	(495)	1,400
16727 Arbitrage Expense	0	0	0	0	2,250	(2,250)	3,250
16728 Record Storage Fees	31	33	(2)	244	200	44	400
<b>Total Administrative Service</b>	<b>22,860</b>	<b>19,628</b>	<b>3,232</b>	<b>156,306</b>	<b>147,480</b>	<b>8,826</b>	<b>318,850</b>
<b>Security Service</b>							
16801 Security Patrol Expense	24,120	19,708	4,412	125,840	118,250	7,590	236,500
16802 Security Monitoring	643	92	551	12,090	550	11,540	1,100
<b>Total Security Service</b>	<b>24,763</b>	<b>19,800</b>	<b>4,963</b>	<b>137,930</b>	<b>118,800</b>	<b>19,130</b>	<b>237,600</b>
<b>Payroll Expense</b>							
17101 Payroll Expenses	1,903	2,083	(180)	9,474	12,500	(3,026)	25,000
<b>Total Payroll Expense</b>	<b>1,903</b>	<b>2,083</b>	<b>(180)</b>	<b>9,474</b>	<b>12,500</b>	<b>(3,026)</b>	<b>25,000</b>
<b>Other Expense</b>							
17802 Miscellaneous Expense	286	292	(6)	1,810	1,750	60	3,500
<b>Total Other Expense</b>	<b>286</b>	<b>292</b>	<b>(6)</b>	<b>1,810</b>	<b>1,750</b>	<b>60</b>	<b>3,500</b>
<b>Total Expenditures</b>	<b>175,026</b>	<b>267,907</b>	<b>(92,881)</b>	<b>1,920,096</b>	<b>2,012,082</b>	<b>(91,986)</b>	<b>3,741,776</b>
<b>Total Revenues (Expenditures)</b>	<b>58,352</b>	<b>(49,129)</b>	<b>107,482</b>	<b>291,114</b>	<b>(116,691)</b>	<b>407,805</b>	<b>1,160,383</b>
<b>Other Expenditures</b>							
<b>Capital Outlay</b>							
17901 Capital Outlay							
17901a Capital Outlay - General	0	0	0	462	0	462	0
17901b Capital Outlay - AJOB	0	0	0	0	0	0	50,000
17901c WP 1 Well Rehab	0	0	0	0	0	0	200,000
17901d WP 1 Electrical Improvements	0	0	0	0	0	0	250,000
17901e WP 1 GST 1 Replacement	0	0	0	0	0	0	250,000
17901f HC 46 Water Interconnect	0	0	0	0	0	0	50,000
17901g Manhole Valve Rehab	0	0	0	0	0	0	250,000
<b>Total Capital Outlay</b>	<b>0</b>	<b>0</b>	<b>0</b>	<b>462</b>	<b>0</b>	<b>462</b>	<b>1,050,000</b>

# Actual vs. Budget Comparison

Harris County MUD No. 109 - GOF



	November 2023			June 2023 - November 2023			Annual Budget
	Actual	Budget	Over/ (Under)	Actual	Budget	Over/ (Under)	
<b>Other Expenditures</b>							
<b>Capital Outlay</b>							
17904 Capital Outlay - Barents Dr L/S	535	535	0	2,807	2,807	0	50,000
<b>Total Capital Outlay</b>	535	535	0	3,269	2,807	462	1,100,000
<b>Total Other Expenditures</b>	535	535	0	3,269	2,807	462	1,100,000
<b>Total Other Revenues (Expenditures)</b>	(535)	(535)	0	(3,269)	(2,807)	(462)	(1,100,000)
<b>Excess Revenues (Expenditures)</b>	57,817	(49,664)	107,482	287,845	(119,498)	407,344	60,383

# Balance Sheet as of 11/30/2023

Harris County MUD No. 109 - GOF



## Assets

### Bank

11101 Cash in Bank	\$351,191
11102 Operator	175,493
<b>Total Bank</b>	<b>\$526,684</b>

### Investments

11201 Time Deposits	\$5,066,729
<b>Total Investments</b>	<b>\$5,066,729</b>

### Receivables

11301 Accounts Receivable	\$217,009
11303 Maintenance Tax Receivable	105,651
11305 Accrued Interest	5,684
11306 Due From COH	26,752
11308 Due From Others	668
<b>Total Receivables</b>	<b>\$355,764</b>

### Interfund Receivables

11403 Due From Tax Account	\$550,797
<b>Total Interfund Receivables</b>	<b>\$550,797</b>

### Reserves

11601 Reserve in A.C.P.	\$350,913
<b>Total Reserves</b>	<b>\$350,913</b>

## Total Assets

**\$6,850,887**

## Liabilities & Equity

### Liabilities

#### Accounts Payable

12101 Accounts Payable	\$121,794
12102 Payroll Liabilities	541
<b>Total Accounts Payable</b>	<b>\$122,335</b>

#### Other Current Liabilities

12202 Due to TCEQ	\$2,351
<b>Total Other Current Liabilities</b>	<b>\$2,351</b>

#### Deferrals

12502 Deferred Taxes	\$105,651
<b>Total Deferrals</b>	<b>\$105,651</b>

#### Deposits

12601 Customer Meter Deposits	\$305,496
12606 Zimmerman Properties - 9 acre	503
12607 Madden Tract	172

# Balance Sheet as of 11/30/2023

Harris County MUD No. 109 - GOF



## Liabilities & Equity

Liabilities	
Deposits	
12608 Woodland Hills Annexation	6,370
Total Deposits	<u>\$312,541</u>
<b>Total Liabilities</b>	<u>\$542,878</u>
Equity	
Unassigned Fund Balance	
13101 Unallocated Fund Balance	\$6,020,164
Total Unassigned Fund Balance	<u>\$6,020,164</u>
Net Income	<u>\$287,845</u>
<b>Total Equity</b>	<u>\$6,308,009</u>
<b>Total Liabilities &amp; Equity</b>	<u><u>\$6,850,887</u></u>

# Monthly Financial Summary - Capital Projects Fund

Harris County MUD No. 109 - CPF

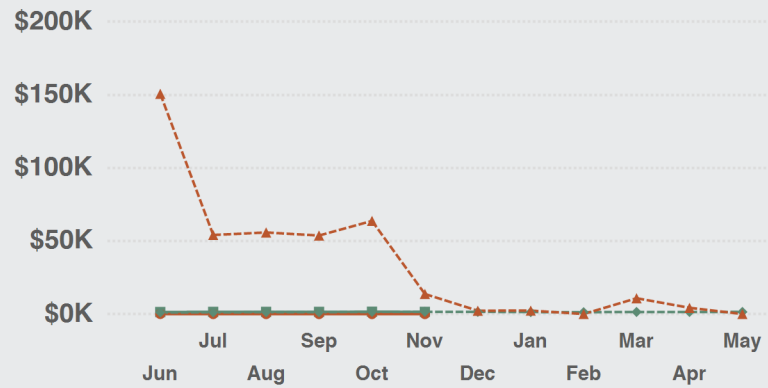


## Account Balance Summary

<b>Balance as of 11/22/2023</b>	<b>\$340,308</b>
Receipts	1,565
Disbursements	(5)
<b>Balance as of 12/19/2023</b>	<b>\$341,868</b>

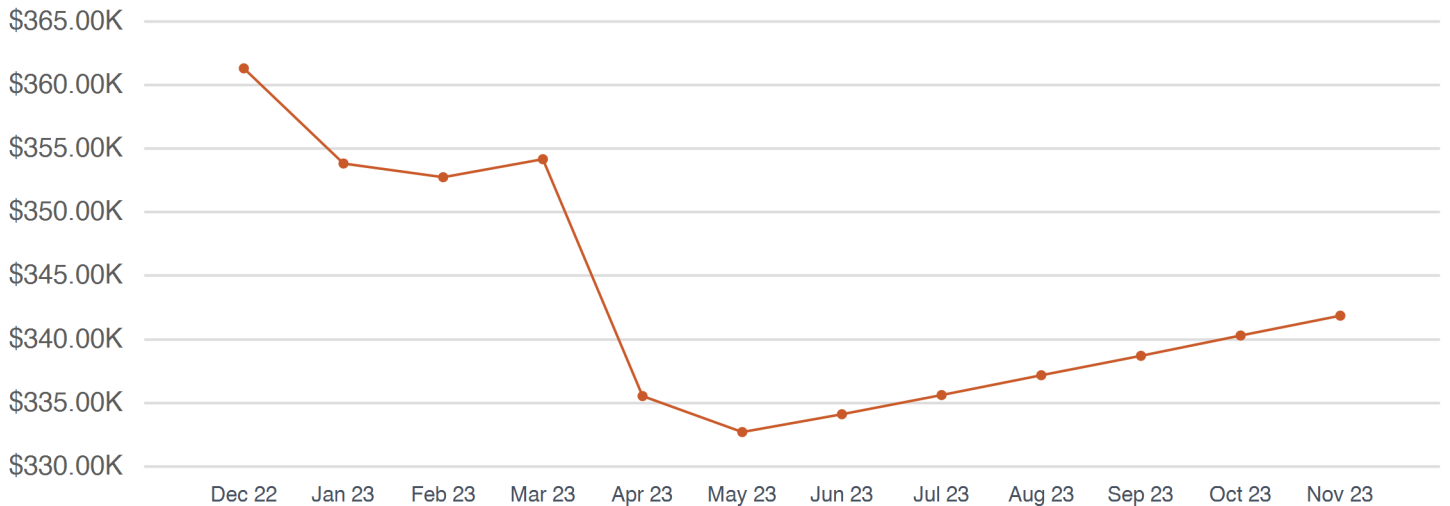
## Overall Revenues & Expenditures By Month (Year to Date)

—●— Current Year Revenues      - - -●- - - Prior Year Revenues  
—●— Current Year Expenditures      - - -●- - - Prior Year Expenditures



## Account Balance By Month | December 2022 - November 2023

—●— CAPITAL PROJECTS FUND



# Cash Flow Report - Checking Account

Harris County MUD No. 109 - CPF



Number	Name	Memo	Amount	Balance
<b>Balance as of 11/22/2023</b>				<b>\$100.00</b>
<b>Receipts</b>				
	No Receipts Activity		0.00	
<b>Total Receipts</b>				<b>\$0.00</b>
<b>Disbursements</b>				
Svc Chrg	Central Bank	Service Charge	(5.00)	
<b>Total Disbursements</b>				<b>(\$5.00)</b>
<b>Balance as of 12/19/2023</b>				<b>\$95.00</b>



# District Debt Summary as of 12/19/2023

Harris County MUD No. 109 - DSF



		WATER, SEWER, DRAINAGE	PARK/ROAD/OTHER	REFUNDING
<b>Total \$ Authorized</b>		<b>Authorized</b>	<b>Authorized</b>	<b>Authorized</b>
\$61.83M		\$61.83M	N/A	\$32.73M
<b>Total \$ Issued</b>		<b>Issued</b>	<b>Issued</b>	<b>Issued</b>
\$48.88M		\$48.88M	N/A	\$1.06M
<b>Yrs to Mat</b>	<b>Rating</b>	<b>\$ Available To Issue</b>	<b>\$ Available To Issue</b>	<b>\$ Available To Issue</b>
17	AA	\$12.95M	N/A	\$31.67M

\*Actual 'Outstanding' Refunding Bonds issued below may differ from the 'Issued' total above pursuant to Chapter 1207, Texas Government Code.

## Outstanding Debt Breakdown

Series Issued	Original Bonds Issued	Maturity Date	Principal Outstanding
2021 - Refunding	\$3,705,000	2029	\$2,895,000
2017 - WS&D	\$12,100,000	2041	\$10,850,000
2015 - Refunding	\$5,920,000	2030	\$5,200,000
<b>Total</b>	<b>\$21,725,000</b>		<b>\$18,945,000</b>

# District Debt Schedule

Harris County MUD No. 109 - DSF



Paying Agent	Series	Principal	Interest	Total
Bank of New York	2021 - Refunding	\$0.00	\$37,275.00	\$37,275.00
Bank of New York	2017 - WS&D	\$0.00	\$177,671.88	\$177,671.88
Regions Bank	2015 - Refunding	\$0.00	\$67,392.00	\$67,392.00
<b>Total Due 04/01/2024</b>		<b>\$0.00</b>	<b>\$282,338.88</b>	<b>\$282,338.88</b>

Paying Agent	Series	Principal	Interest	Total
Bank of New York	2021 - Refunding	\$825,000.00	\$37,275.00	\$862,275.00
Bank of New York	2017 - WS&D	\$460,000.00	\$177,671.88	\$637,671.88
Regions Bank	2015 - Refunding	\$220,000.00	\$67,392.00	\$287,392.00
<b>Total Due 10/01/2024</b>		<b>\$1,505,000.00</b>	<b>\$282,338.88</b>	<b>\$1,787,338.88</b>

# Investment Profile as of 12/19/2023

Harris County MUD No. 109

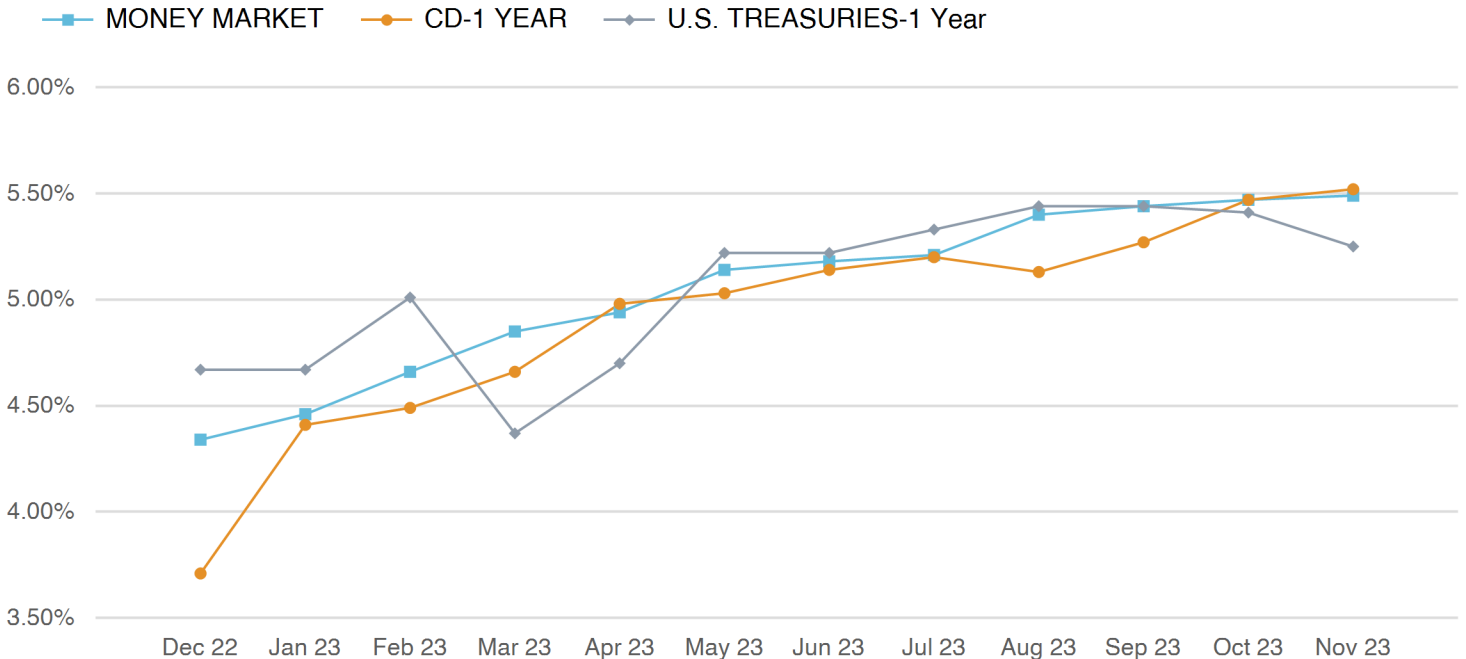


General Operating Fund	Capital Projects Fund	Debt Service Fund	Other Funds
<b>Funds Available to Invest</b> \$5,346,491	<b>Funds Available to Invest</b> \$341,868	<b>Funds Available to Invest</b> \$1,425,051	<b>Funds Available to Invest</b> N/A
<b>Funds Invested</b> \$5,161,729	<b>Funds Invested</b> \$341,773	<b>Funds Invested</b> \$1,425,051	<b>Funds Invested</b> N/A
<b>Percent Invested</b> 97%	<b>Percent Invested</b> 99%	<b>Percent Invested</b> 100%	<b>Percent Invested</b> N/A

Term	Money Market	Term	Certificate of Deposit	Term	U.S. Treasuries
On Demand	5.48%	180 Days	5.46%	180 Days	5.39%
		270 Days	5.42%	270 Days	5.39%
		1 Yr	5.52%	1 Yr	5.13%
		13 Mo	5.41%	13 Mo	N/A
		18 Mo	3.99%	18 Mo	5.13%
		2 Yr	2.83%	2 Yr	4.75%

\*Rates are based on the most current quoted rates and are subject to change daily.

## Investment Rates Over Time (By Month) | December 2022 - November 2023



# Account Balance as of 12/19/2023

## Harris County MUD No. 109 - Investment Detail



### FUND: General Operating

Financial Institution (Acct Number)	Issue Date	Maturity Date	Interest Rate	Account Balance	Notes
<b>Certificates of Deposit</b>					
THIRD COAST BANK, SSB (XXXX1280)	09/26/2023	03/26/2024	5.50%	235,000.00	
CADENCE BANK (XXXX3093)	11/30/2023	09/25/2024	5.50%	235,000.00	
WALLIS BANK (XXXX4307)	11/30/2023	11/30/2024	5.65%	235,000.00	
<b>Money Market Funds</b>					
TEXAS CLASS (XXXX0001)	03/22/2017		5.58%	4,456,728.59	
<b>Checking Account(s)</b>					
CENTRAL BANK - CHECKING (XXXX1891)			0.00%	9,269.45	Checking Account
CENTRAL BANK - CHECKING (XXXX4632)			0.00%	175,493.02	Operator
<b>Totals for General Operating Fund</b>				<b>\$5,346,491.06</b>	

### FUND: Capital Projects

Financial Institution (Acct Number)	Issue Date	Maturity Date	Interest Rate	Account Balance	Notes
<b>Money Market Funds</b>					
TEXAS CLASS (XXXX0002)	03/22/2017		5.58%	341,773.10	Series 2017
<b>Checking Account(s)</b>					
CENTRAL BANK - CHECKING (XXXX1875)			0.00%	95.00	Checking Account
<b>Totals for Capital Projects Fund</b>				<b>\$341,868.10</b>	

### FUND: Debt Service

Financial Institution (Acct Number)	Issue Date	Maturity Date	Interest Rate	Account Balance	Notes
<b>Certificates of Deposit</b>					
CADENCE BANK - DEBT (XXXX1385)	12/01/2023	08/27/2024	5.50%	235,000.00	
THIRD COAST BANK-DEBT (XXXX3518)	12/01/2023	08/27/2024	5.50%	235,000.00	
<b>Money Market Funds</b>					
TEXAS CLASS (XXXX0003)	03/22/2017		5.58%	955,050.94	
<b>Totals for Debt Service Fund</b>				<b>\$1,425,050.94</b>	

**Grand Total for Harris County MUD No. 109 :**

**\$7,113,410.10**

# Capital Projects Fund Breakdown

Harris County MUD 109

As of Date 12/19/2023

---

## Net Proceeds for All Bond Issues

### Receipts

Bond Proceeds - Series 2017	\$12,100,000.00
Interest Earnings - Series 2017	267,117.62

### Disbursements

Disbursements - Series 2017	(12,025,249.52)
-----------------------------	-----------------

<b>Total Cash Balance</b>	<b>\$341,868.10</b>
---------------------------	---------------------

---

## Balances by Account

Central Bank - Checking	\$95.00
TX Class - Series 2017	341,773.10

<b>Total Cash Balance</b>	<b>\$341,868.10</b>
---------------------------	---------------------

---

## Balances by Bond Series

Bond Proceeds - Series 2017	\$341,868.10
-----------------------------	--------------

<b>Total Cash Balance</b>	<b>\$341,868.10</b>
---------------------------	---------------------

---

## Remaining Costs/Surplus By Bond Series

Surplus & Interest - Series 2017	\$341,868.10
----------------------------------	--------------

<b>Total Surplus &amp; Interest Balance</b>	<b>\$341,868.10</b>
---	---------------------

---

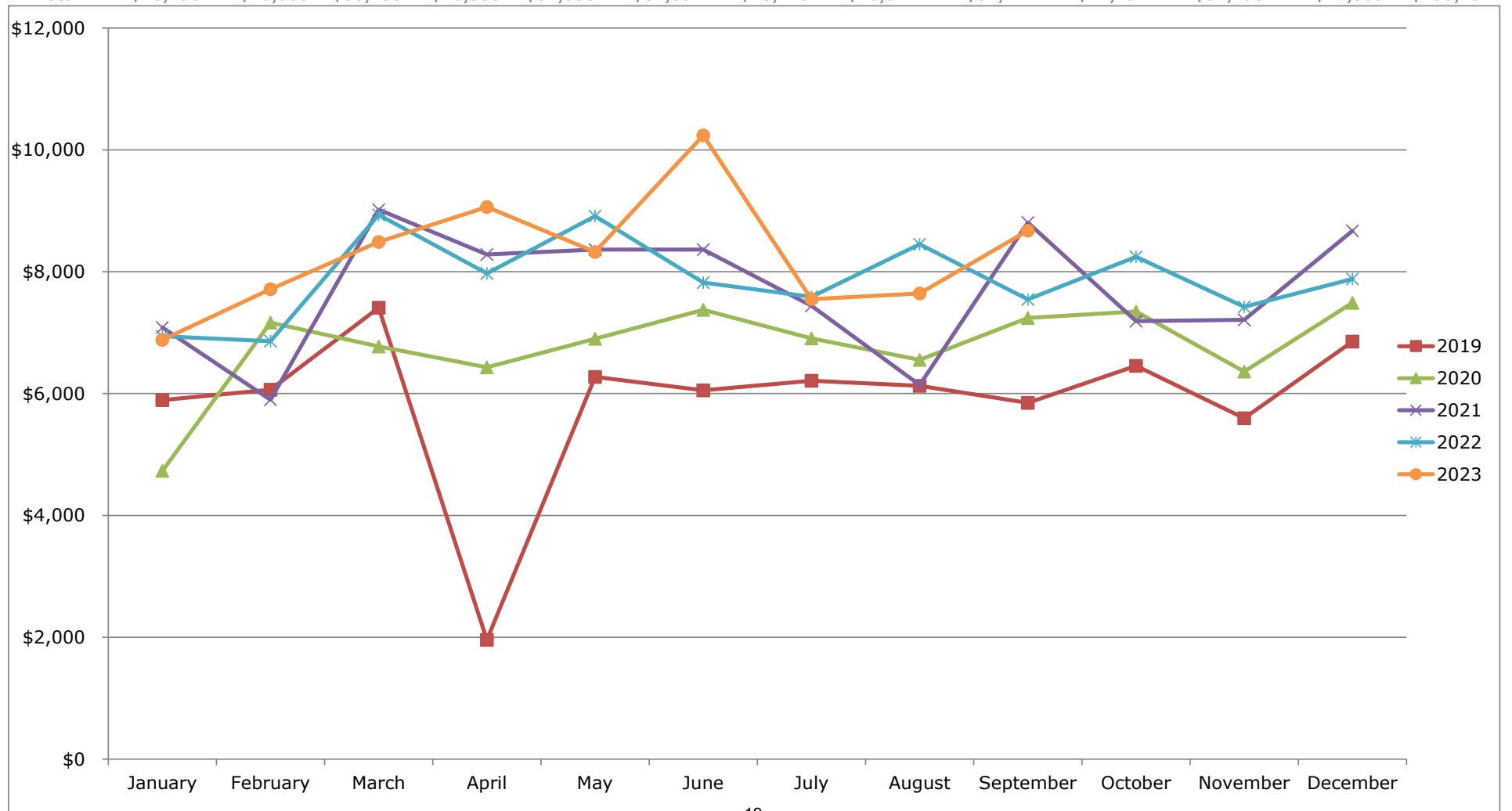
<b>Total Remaining Costs/Surplus</b>	<b>\$341,868.10</b>
--------------------------------------	---------------------

---

# Sales Tax Revenue History

Harris County MUD No. 109

Year	January	February	March	April	May	June	July	August	September	October	November	December	Total
2019	\$5,893	\$6,065	\$7,408	\$1,957	\$6,274	\$6,053	\$6,211	\$6,128	\$5,846	\$6,457	\$5,596	\$6,855	\$70,743
2020	\$4,731	\$7,165	\$6,772	\$6,430	\$6,900	\$7,374	\$6,906	\$6,552	\$7,243	\$7,347	\$6,362	\$7,490	\$81,272
2021	\$7,086	\$5,898	\$9,019	\$8,285	\$8,362	\$8,363	\$7,440	\$6,140	\$8,807	\$7,190	\$7,212	\$8,672	\$92,475
2022	\$6,943	\$6,859	\$8,934	\$7,973	\$8,913	\$7,820	\$7,589	\$8,453	\$7,546	\$8,244	\$7,422	\$7,881	\$94,577
2023	\$6,881	\$7,714	\$8,490	\$9,062	\$8,327	\$10,238	\$7,551	\$7,643	\$8,675				
<b>Total</b>	<b>\$43,796</b>	<b>\$45,563</b>	<b>\$55,738</b>	<b>\$46,358</b>	<b>\$52,585</b>	<b>\$54,592</b>	<b>\$46,710</b>	<b>\$46,572</b>	<b>\$51,122</b>	<b>\$42,492</b>	<b>\$37,798</b>	<b>\$44,389</b>	<b>\$493,134</b>



# Annexation

## Harris County MUD No. 109 - GOF

	<u>Date</u>	<u>Num</u>	<u>Name</u>	<u>Memo</u>	<u>Debit</u>	<u>Credit</u>	<u>Balance</u>
<b>12606 · Zimmerman Properties - 9 acre</b>							
	07/14/2022	Recpt		Zimmerman Feasibility		5,000.00	5,000.00
	09/30/2022	9-221757	BGE, Inc.	Zimmerman Tract Feasibility Study	4,496.77		503.23
Total 12606 · Zimmerman Properties - 9 acre					4,496.77	5,000.00	503.23
<b>12607 · Madden Tract</b>							
	07/21/2022	Recpt		Madden Annexation		5,000.00	5,000.00
	09/30/2022	9-221756	BGE, Inc.	Madden Tract Feasibility Study	4,538.55		461.45
	11/30/2022	11-220213	BGE, Inc.	Madden Tract Feasibility Study	289.06		172.39
Total 12607 · Madden Tract					4,827.61	5,000.00	172.39
<b>12608 · Woodland Hills Annexation</b>							
	07/20/2023	Deposit		Woodland Hills Tract		5,000.00	5,000.00
	08/31/2023	8-231023	BGE, Inc.	Woodland Hills Multi-Family Feasibility Study	1,185.17		3,814.83
	09/28/2023	Repts		Woodlands Hills Annexation Deposit #2		5,000.00	8,814.83
	09/30/2023	9-230188	BGE, Inc.	Woodland Hills Multi-Family Feasibility Study	1,146.88		7,667.95
	10/31/2023	10-230410	BGE, Inc.	Woodland Hills Multi-Family Feasibility Study	432.82		7,235.13
	11/30/2023	11-230332	BGE, Inc.	Woodland Hills Multi-Family Feasibility Study	865.63		6,369.50
Total 12608 · Woodland Hills Annexation					3,630.50	10,000.00	6,369.50
<b>TOTAL</b>					<b>12,954.88</b>	<b>20,000.00</b>	<b>7,045.12</b>

# Cash Flow Forecast

Harris County MUD 109

	5/24	5/25	5/26	5/27	5/28
Assessed Value	\$873,615,042	\$873,615,042	\$873,615,042	\$873,615,042	\$873,615,042
Maintenance Tax Rate	\$0.210	\$0.210	\$0.210	\$0.210	\$0.210
Maintenance Tax	\$1,797,900	\$1,797,900	\$1,797,900	\$1,797,900	\$1,797,900
% Change in Water Rate		1.00%	1.00%	1.00%	1.00%
% Change in Wastewater Rate		3.00%	3.00%	3.00%	3.00%
% Change in NHCRWA		10.00%	10.00%	10.00%	10.00%
% Change in Expenses		5.00%	5.00%	5.00%	5.00%
<b>Beginning Cash Balance 5-31-2023</b>	<b>\$5,446,422</b>	<b>\$6,017,703</b>	<b>\$5,529,239</b>	<b>\$5,619,481</b>	<b>\$5,836,186</b>
<b>Revenues</b>					
Maintenance Tax	\$1,722,365	\$1,797,900	\$1,797,900	\$1,797,900	\$1,797,900
Water Revenue	573,000	578,730	584,517	590,362	596,266
Wastewater Revenue	659,400	679,182	699,557	720,544	742,161
NHCRWA Revenue	1,418,700	1,560,570	1,716,627	1,888,290	2,077,119
Other	528,694	555,129	582,885	612,029	642,631
<b>Total Revenues</b>	<b>\$4,902,159</b>	<b>\$5,171,510</b>	<b>\$5,381,487</b>	<b>\$5,609,126</b>	<b>\$5,856,076</b>
<b>Expenses</b>					
NHCRWA	\$1,562,200	\$1,718,420	\$1,890,262	\$2,079,288	\$2,287,217
Other Expenses	2,179,576	2,288,555	2,402,983	2,523,132	2,649,288
<b>Total Expenses</b>	<b>\$3,741,776</b>	<b>\$4,006,975</b>	<b>\$4,293,245</b>	<b>\$4,602,420</b>	<b>\$4,936,505</b>
<b>Net Surplus</b>	<b>\$1,160,383</b>	<b>\$1,164,536</b>	<b>\$1,088,242</b>	<b>\$1,006,706</b>	<b>\$919,571</b>
<b>Capital Outlay</b>					
Capital Outlay - AJOB	\$50,000	\$50,000	\$50,000	\$50,000	\$50,000
WP GST,HPT, and EST Inspections	33,000	33,000	33,000	33,000	34,000
WP 1 Concrete Driveway	0	86,000	0	0	0
WP 1 Well Rehab & Motor Replacemen	0	327,000	0	0	0
WP 1 Booster Pump Replacement	0	0	0	136,000	136,000
WP 1 GST 1 Replacement	0	858,000	0	0	0
L/S Wet Well and Piping Rehabilitation	0	115,000	275,000	246,000	0
L/S Submersive Pump Replacement	0	0	115,000	49,000	0
L/S Fence Replacement	0	51,000	40,000		0
Wastewater Collection System	0	0	0	0	236,000
Water Distribution System	146,000	133,000	33,000	33,000	33,000
Sewer System Cleaning and Televisin	0	0	0	118,000	0
Barents Dr. Lift Station	701,970	0	0	0	0
Developer Reimbursement	0	0	125,000	125,000	125,000
<b>Total Capital Outlay</b>	<b>\$930,970</b>	<b>\$1,653,000</b>	<b>\$998,000</b>	<b>\$790,000</b>	<b>\$1,212,000</b>
<b>Construction Surplus</b>	<b>\$341,868</b>	<b>\$0</b>	<b>\$0</b>	<b>\$0</b>	<b>\$0</b>
<b>Ending Cash Balance</b>	<b>\$6,017,703</b>	<b>\$5,529,239</b>	<b>\$5,619,481</b>	<b>\$5,836,186</b>	<b>\$5,543,757</b>
<b>Operating Reserve % of Exp</b>					
Percentage	161%	138%	131%	127%	112%
Number of Months	19	17	16	15	13
<b>Bond Authority</b>					
Remaining Bonding Capacity - \$12,950,000					
Maintenance Tax Rate Cap - \$1.00					



# 2024 AWBD Mid Winter Conference

Harris County MUD No. 109

Friday, January 19 - Saturday, January 20, 2024

Hyatt Regency Dallas, Dallas TX

Director	Registration			Prior Conference Expenses
Name	Attending	Online	Paid	Paid
Cheryl Moore	Yes	Yes	Yes	N/A
Chris Green	Yes	Yes	Yes	N/A
Nancy Frank	No	Yes	Yes	N/A
Owen Parker	Yes	Yes	Yes	N/A
Robin Sulpizio	Yes	Yes	Yes	N/A

## Note

**Register on-line [www.awbd-tx.org](http://www.awbd-tx.org)** (For log in assistance, contact Taylor Cavnar: [tcavnar@awbd-tx.org](mailto:tcavnar@awbd-tx.org))

This page only confirms registration for the conference, not hotel registrations.

All hotel reservations are the sole responsibility of each attendee.

Your conference registration confirmation will contain a housing reservation request web link.

The link will require the registration number from your conference registration before you can reserve a room.

All requests for an advance of funds must be sent via email to the bookkeeper within 30 days of conference.

## Registration Dates

Late Registration Begins 12/14/2023 \$530

## Cancellation Policy

All cancellations must be made in writing.

A \$50.00 administrative fee is assessed for each conference registration cancelled on or before 12/13/23.

There will be no refunds after 12/13/23.

## Housing Information

Hotel reservations are only available to attendees who are registered with AWBD-TX for the Conference.

If you have questions, please call Taylor Cavnar at (281) 350-7090.



## ENGINEERING REPORT

December 18, 2023

**To:** Harris County MUD No. 109 Board of Directors

**From:** Bill Kotlan, P.E.  
District Engineer

---

**Review Engineer's Report**, including approval of pay estimates, authorization of change orders to pending construction contracts, and authorization of capacity commitments:

**a. Utility Relocations related to FM 1960 Widening: Update**

No change this month.

**b. Water Plant No. 2 Expansion**

BGE conducted a warranty inspection on December 14, 2023.

**c. Barents Drive Lift Station**

Contracts were prepared this month. A preconstruction meeting is being planned for January.

**d. Wastewater Treatment Plant**

The construction at the treatment plant is ongoing.

**e. Lead and Copper Rule: Deadline for Phase 1: October 16, 2024.**

**f. Emergency Preparedness Plan:**

EPP has been submitted to TCEQ. We expect to hear back from TCEQ in January.

**g. Woodland Hills Tract:** District is working on a development agreement with the developer.

**h. Madden Tract:** No change this month.

Exhibit F

Serving. Leading. Solving.™

RESOLUTION AUTHORIZING PUBLICATION OF NOTICE OF INTENT NOT TO  
USE AN ELECTRONIC VOTING SYSTEM FOR THE 2024 DIRECTORS ELECTION

WHEREAS, Harris County Municipal Utility District No. 109 (the “District”) is required to hold a Directors Election on the first Saturday in May of even numbered years for each open position unless the candidate for such position is unopposed; and

WHEREAS, pursuant to Section 49.111 of the Texas Water Code, a district is exempt from the acquisition, lease or use of an electronic voting system for an election if (i) the most recently scheduled district directors’ election was not held because each candidate was unopposed, or (ii) fewer than 250 voters voted at the most recently held district directors’ election; and

WHEREAS, a district eligible for the exemption must publish notice in a newspaper of general circulation in an area that includes the district or mail notice to each voter in the district regarding the district’s intention to hold an election without providing a voting station that meets the requirements for accessibility under 42 USC Section 15481(a)(3) on election day and during the period for early voting by personal appearance; and

WHEREAS, the district must comply with a request for an accessible voting station if the request is received not later than the 45<sup>th</sup> day before the date of the election;

NOW, THEREFORE, BE IT RESOLVED BY THE BOARD OF DIRECTORS OF THE DISTRICT THAT:

1. The Board hereby finds that it is eligible for the exemption from the acquisition, lease or use of an electronic voting system under Section 49.111 of the Texas Water Code.
2. The Board hereby directs the District’s election agent to arrange for publication of a notice in a newspaper of general circulation in an area that includes the District regarding the District’s intention to hold an election without providing a voting station that meets the requirements for accessibility under 42 USC Section 15481(a)(3) either on election day or during the period for early voting by personal appearance, in substantially the form attached hereto.
3. The Board hereby directs the District’s election agent to notify the Board in the event she receives a request for an accessible voting system not later than the 45<sup>th</sup> day before the date of the election so that arrangements can be made to provide an accessible voting station on election day and during the period for early voting by personal appearance, as required by Section 49.111 of the Texas Water Code.

**PASSED AND APPROVED** this 19<sup>th</sup> day of December, 2023.

---

President, Board of Directors

## NOTICE OF EXEMPTION FROM USE OF ELECTRONIC VOTING SYSTEM

In connection with an election to be held on May 4, 2024, NOTICE IS GIVEN that each of the political subdivisions listed in this Notice intends to hold the election without providing a voting station that meets the requirements for accessibility under 42 U.S.C. Section 15481(a)(3) either on election day or during the period for early voting by personal appearance.

However, any voter in a political subdivision listed in this Notice may request the use of a voting station that meets the accessibility requirements for voting by a person with a disability, and the political subdivision will comply with such request if it is received no later than the 45<sup>th</sup> day before the date of the election. To submit a request, please submit the request in writing addressed to the applicable political subdivision in care of Norton Rose Fulbright US LLP, 1301 McKinney Street, Suite 5100, Houston, Texas 77010. Requests can be faxed to the same addressee at 713/651-5589.

---

## AVISO DE EXENCIÓN DEL USO DE UN SISTEMA DE VOTACIÓN ELECTRÓNICO

Relativo a una elección que se llevará a cabo el día 4 de mayo de 2024, SE NOTIFICA por el presente que cada una de las subdivisiones políticas listadas en este Aviso tiene la intención de realizar una elección sin proveer una estación de votación que cumpla con los requisitos de accesibilidad bajo la Sección 15481 (a)(3) de 42 U.S.C. tanto el día de elección como durante el período de votación anticipada en persona.

Sin embargo, cualquier votante en una subdivisión política listada en este Aviso puede solicitar el uso de una estación de votación que cumpla con los requisitos de accesibilidad para que una persona con una discapacidad pueda votar, y la subdivisión política cumplirá con tal pedido si el mismo es recibido no más tarde del 45 día antes de la fecha de la elección. Para hacer un pedido, sírvase hacer la solicitud por escrito dirigida a la subdivisión política correspondiente a la atención de Norton Rose Fulbright US LLP, 1301 McKinney Street, Suite 5100, Houston, Texas 77010. Los pedidos también pueden ser enviados por fax al mismo destinatario al 713/651-5589.

## THÔNG BÁO MIỄN SỬ DỤNG HỆ THỐNG BỎ PHIẾU ĐIỆN TỬ

Về cuộc bầu cử sẽ được tổ chức vào ngày 4 tháng Năm, 2024, THEO ĐÂY XIN THÔNG BÁO mỗi phân khu chính trị ghi trong Thông Báo này dự định tổ chức cuộc bầu cử đó mà không cung cấp một trạm bỏ phiếu hội đủ các yêu cầu để sử dụng cho người khuyết tật theo 42 U.S.C Mục 15481(a)(3) vào ngày bầu cử hoặc trong giai đoạn đích thân tới bỏ phiếu sớm.

Tuy nhiên, bất kỳ cử tri nào trong một phân khu chính trị ghi trong Thông Báo này đều có thể yêu cầu sử dụng trạm bỏ phiếu hội đủ yêu cầu về dễ sử dụng cho người khuyết tật để người khuyết tật có thể tham gia bỏ phiếu, và phân khu chính trị đó sẽ đáp ứng yêu cầu đó nếu nhận được yêu cầu trễ nhất là ngày thứ 45 trước ngày bầu cử. Vui lòng gửi yêu cầu bằng văn bản tới cho phân khu chính trị thích hợp qua Norton Rose Fulbright US LLP, 1301 McKinney Street, Suite 5100, Houston, Texas 77010. Có thể gửi yêu cầu qua fax tới cùng nơi nói trên tại số 713/651-5589.

---

### 關於免於使用電子投票系統的通知

關於將於2024年5月4日舉行的選舉，本通知中所列各政治區劃擬在選舉日或親自出席提前投票期間不提供符合美國法典第42卷第15481(a)(3)條中關於無障礙投票之規定的投票站。

然而，本通知中所列政治區劃內任何選民有權要求使用可協助殘疾人進行無障礙投票的投票站，若該政治區劃不晚於選舉日期前45天收到申請，將會滿足該要求。若要提交申請，請書面寄至相應的政治區劃，由Norton Rose Fulbright US LLP（地址：1301 McKinney Street, Suite 5100, Houston, Texas 77010）轉交。上述申請也可傳真至相同地址，傳真號：713/651-5589。